

Graph topologies induced by edge lengths

Agelos Georgakopoulos*

Mathematisches Seminar

Universität Hamburg

Bundesstr. 55, 20146, Germany

February 15, 2009

Abstract

Let G be a graph each edge e of which is given a length $\ell(e)$. This naturally induces a distance $d_\ell(x, y)$ between any two vertices x, y , and we let $\ell\text{-}TOP$ denote the completion of the corresponding metric space. It turns out that several well studied topologies on infinite graphs are special cases of $\ell\text{-}TOP$. Moreover, it seems that $\ell\text{-}TOP$ is the right setting for studying various problems. The aim of this paper is to introduce $\ell\text{-}TOP$, providing basic facts, motivating examples and open problems, and indicate possible applications.

Parts of this work suggest interactions between graph theory and other fields, including algebraic topology and geometric group theory.

1 Introduction

Let G be a graph each edge e of which is given a length $\ell(e)$. This naturally induces a distance $d_\ell(x, y)$ between any two vertices x, y , and we let $\ell\text{-}TOP(G)$, or $|G|_\ell$ for short, denote the completion of the corresponding metric space. It turns out that several well studied topologies on infinite graphs are special cases of $\ell\text{-}TOP$, see Section 1.1. Moreover, it seems that $\ell\text{-}TOP$ is the right setting for studying various problems; for example, $\ell\text{-}TOP$ is used in [19] in order to prove that the Dirichlet problem has a unique solution in certain electrical networks.

The aim of this paper is to introduce $\ell\text{-}TOP$, providing definitions, motivating examples, basic facts and open problems, and indicate possible applications.

1.1 Interesting special cases of $\ell\text{-}TOP$

In Section 3 we will show how some well known topologies on graphs can be obtained as special cases of $\ell\text{-}TOP$ by choosing $\ell : E(G) \rightarrow \mathbb{R}_+^+$ appropriately. The most basic such example is the Freudenthal compactification (also known as the end compactification) of a locally finite graph:

Theorem 1.1. *If G is locally finite and $\sum_{e \in E(G)} \ell(e) < \infty$ then $|G|_\ell$ is homeomorphic to the Freudenthal compactification $|G|$ of G .*

*Supported by a GIF grant.

Another special case of ℓ -TOP is the Floyd completion of a locally finite graph, which in turn has as a special case the hyperbolic compactification of a hyperbolic graph in the sense of Gromov [24]. Other special cases include the topologies $ETOP$ and $MTOP$, which generalise the Freudenthal compactification to non-locally-finite graphs, for all graphs for which these topologies are metrizable. See Section 3 for more.

1.2 Infinite electrical networks

Infinite electrical networks are a useful tool in mathematics, for example in the study of random walks [28]. An electrical network N has an underlying graph G and a function $r : E(G) \rightarrow \mathbb{R}_+$ assigning resistances to the edges of G . If G is finite, then the electrical current in N —between two fixed vertices p, q and with fixed flow value I —is the unique flow satisfying Kirchhoff’s second law. If G is infinite then there may be several flows satisfying Kirchhoff’s second law, and one of the standard problems in the study of infinite electrical networks is to specify under what conditions such a flow is unique, see e.g. [33, 35].

In [19] we prove that if the sum of all resistances in a network N is finite then there is a unique electrical current in N , provided we do not allow any flow to escape to infinity (see [19] for precise definitions):

Theorem 1.2 ([19]). *Let N be an electrical network with $\sum_{e \in E(G)} r(e) < \infty$. Then there is a unique non-elusive p - q flow with value I and finite energy in N that satisfies Kirchhoff’s second law.*

The proof of Theorem 1.2 uses Theorem 1.1 and other basic facts about ℓ -TOP proved here (Section 4), as well as a result ([19]) saying that, unless for some obvious obstructions, every flow satisfying Kirchhoff’s second law for finite cycles in an infinite network also satisfies Kirchhoff’s second law for infinite, topological circles in the space $|G|_\ell$ with $\ell := r$.

1.3 The cycle space of an infinite graph and the homology of a continuum

The cycle space of a finite graph G is the first simplicial homology group of G . This is a well studied object, and many useful results are known [9]. For infinite graphs many of these results fail even in the locally finite case, however, Diestel and Kühn [12, 13] proposed a new homology for an infinite graph G , called the topological cycle space $\mathcal{C}(G)$, that makes those results true also for locally finite graphs; an exposition of such results can be found in [8] or [9, Chapter 8.5]. The main innovation of the approach of Diestel and Kühn was to consider topological circles in the Freudenthal compactification $|G|$ of the graph, and use those circles as the building blocks of their cycle space $\mathcal{C}(G)$.

It is natural to wonder how this homology theory interacts with $|G|_\ell$: given an arbitrary function ℓ we can consider the topological circles in $|G|_\ell$ instead of those in $|G|$, and we may ask if the former circles can be the building blocks for a homology that retains the desired properties of $\mathcal{C}(G)$.

The attempts to answer the latter question led to a new homology, introduced in [18], that can be defined for an arbitrary metric space X and has indeed important similarities to $\mathcal{C}(G)$, at least if X is compact. This homology

is described in Section 5, where we will also see an important example that motivates it.

1.4 Geodetic circles

As mentioned above, $|G|$ and the topological cycle space has led to generalisations of most well-known theorems about the cycle space of finite graphs to locally finite ones, however, there are cases where $|G|$ performs poorly: namely, problems in which a notion of length is inherent. We will see one such case here; another can be found in [19].

Let G be a finite graph with edge lengths $\ell : E(G) \rightarrow \mathbb{R}_*^+$. A cycle C in G is called ℓ -geodetic if, for any two vertices $x, y \in C$, the length of at least one of the two x - y arcs on C equals the distance between x and y in G , where lengths and distances are considered taking edge lengths into account. It is easy to show (see [22]) that:

Theorem 1.3. *The cycle space of G is generated by its ℓ -geodetic cycles.*

It was shown in [22] that this theorem generalises to locally finite graphs using the topological cycle space, but only if the edge lengths respect the topology of $|G|$, where respecting the topology of $|G|$ means something slightly more general than $|G|_\ell$ being homeomorphic to $|G|$.

With $|G|_\ell$ we might be able to drop this restriction on ℓ : we may ask whether for every $\ell : E(G) \rightarrow \mathbb{R}_*^+$ the ℓ -geodetic (topological) circles in $|G|_\ell$ —defined similarly to finite ℓ -geodetic cycles—*generate*, in a sense, all other circles; more precisely, we conjecture that they generate the homology group alluded to in Section 1.3. See Section 6 for more.

1.5 Line graphs

The line graph $L(G)$ of a graph G is defined to be the graph whose vertex set is the edge set of G and in which two vertices are adjacent if they are incident as edges of G .

It is a well known fact that if a finite graph G is eulerian then $L(G)$ is hamiltonian. This fact was generalised for locally finite graphs in [21, Section 10], where Euler tours and Hamilton cycles are defined topologically: a *Hamilton circle* is a homeomorphic image of S^1 in $|G|$ containing all vertices, and a *topological Euler tour* is a continuous mapping from S^1 to $|G|$ that traverses each edge precisely once.

We would like to generalise this fact to non-locally-finite graphs. In order to define topological Euler tours and Hamilton circles as above, we first have to specify some topology for those graphs. Interestingly, it turns out that we can obtain an elegant generalisation to non-locally-finite graphs, but only if different topologies are used for G and $L(G)$:

Theorem 1.4. *If G is a countable graph and $ETOP(G)$ has a topological Euler tour then $MTOP(L(G))$ has a Hamilton circle.*

This phenomenon can however be explained using ℓ -TOP. If an assignment of edge lengths $\ell : E(G) \rightarrow \mathbb{R}_*^+$ is given for a graph G , then it naturally induces an assignment of edge lengths ℓ_L to the edges of $L(G)$: let

$\ell_L(f) = 1/2(\ell(e) + \ell(d))$ for every edge f of $L(G)$ joining the edges e, d of $E(G)$ (to see the motivation behind the definition of ℓ_L , think of the vertices of $L(G)$ as being the midpoints of the edges of G). In Section 3 we are going to show that if $\sum_{e \in E(G)} \ell(e) < \infty$, in which case $|G|_\ell$ is homeomorphic to $ETOP(G)$, then $|L(G)|_{\ell_L}$ is homeomorphic to $MTOP(L(G))$, see Corollary 3.5. It could be interesting to try to generalise Theorem 1.4 for other assignments ℓ .

We are going to prove Theorem 1.4 in Section 7.

2 Definitions and basic facts

Unless otherwise stated, we will be using the terminology of Diestel [9] for graph theoretical terms and the terminology of [1] and [26] for topological ones.

2.1 Metric spaces

A function f from a metric space (X, d_x) to a metric space (Y, d_y) is *uniformly continuous* if for every $\epsilon > 0$ there is a $\delta > 0$, such that for every $x, y \in X$ with $d_x(x, y) < \delta$ there holds $d_y(f(x), f(y)) < \epsilon$. The following lemma follows easily from the definitions.

Lemma 2.1. *Let $f : M \rightarrow N$, where M, N are metric spaces, be a uniformly continuous function. If (x_i) is a Cauchy sequence in M then $(f(x_i))$ is a Cauchy sequence in N .*

For every metric space M , it is possible to construct a complete metric space M' , called the *completion* of M , which contains M as a dense subspace. The completion M' of M has the following universal property [30]:

If N is a complete metric space and $f : M \rightarrow N$ is a uniformly continuous function, then there exists a unique uniformly continuous function $f' : M' \rightarrow N$ which extends f . The space M' is determined up to isometry by this property (and the fact that it is complete). (1)

A *continuum* is a non-empty, compact, connected metric space.

2.2 Topological paths, circles, etc.

A *circle* in a topological space X is a homeomorphic copy of the unit circle S^1 of \mathbb{R}^2 in X . An *arc* R in X is a homeomorphic image of the real interval $[0, 1]$ in X . Its *endpoints* are the images of 0 and 1 under any homeomorphism from $[0, 1]$ to R . If $x, y \in R$ then xRy denotes the subarc of R with endpoints x, y . A *topological path* in X is a continuous map from a closed real interval to X .

A *circlex* is a singular 1-simplex traversing a circle C once and in a straight manner; in other words, a continuous mapping $\sigma : [0, 1] \rightarrow C$ that is injective on $(0, 1)$ and satisfies $\sigma(0) = \sigma(1)$.

Let $\sigma : [a, b] \rightarrow X$ be a topological path in a metric space (X, d) . For a finite sequence $S = s_1, s_2, \dots, s_k$ of points in $[a, b]$, let $\ell(S) := \sum_{1 \leq i < k} d(\sigma(s_i), \sigma(s_{i+1}))$, and define the *length* of σ to be $\ell(\sigma) := \sup_S \ell(S)$, where the supremum is taken over all finite sequences $S = s_1, s_2, \dots, s_k$ with $a = s_1 < s_2 < \dots < s_k = b$. If C is an arc or a circle in (X, d) , then we define its length $\ell(C)$ to be the length of

a surjective topological path $\sigma : [0, 1] \rightarrow C$ that is injective on $(0, 1)$; it is easy to see that $\ell(C)$ does not depend on the choice of σ .

Call a mapping from a real interval I to a metric space (X, d) *non-stretching*, if for every $x, y \in I$ there holds $d(f(x), f(y)) \leq |x - y|$.

Lemma 2.2. *Let C be an arc or circle in a metric space (X, d) . Then $\ell(C)$ equals the minimum $r \in \mathbb{R}^+ \cup \{\infty\}$ such that there is a surjective continuous non-stretching function $\tau : [0, r] \rightarrow C$ that is injective on $(0, r)$; in particular, this minimum exists.*

Proof. Let m be the infimum of the $r \in \mathbb{R}^+ \cup \{\infty\}$ such that there is a surjective, continuous, non-stretching function $\tau : [0, r] \rightarrow C$ that is injective on $(0, r)$. Firstly, we claim that $m \geq \ell(C)$; indeed, for every such function τ we have $\ell(C) = \ell(\tau)$ by definition, but for any finite sequence $0 = s_1 < s_2 < \dots < s_k = r$ we have

$$r = \sum_{1 \leq i < k} (s_{i+1} - s_i) \geq \sum_{1 \leq i < k} d(\sigma(s_i), \sigma(s_{i+1}))$$

as σ is non-stretching.

If $\ell(C) = \infty$ then there is nothing more to show, so suppose $\ell(C) < \infty$. We will only consider the case that C is an arc; the case that C is a circle is similar. Let $\sigma : [0, 1] \rightarrow C$ be a homeomorphism, and define the mapping $\rho : C \rightarrow [0, \ell(C)]$ by $x \mapsto \ell(\sigma \upharpoonright [0, \sigma^{-1}(x)])$. It is straightforward to check that the inverse function $\rho^{-1} : [0, \ell(C)] \rightarrow C$ is well-defined, continuous, and non-stretching. Thus $m \leq \ell(C)$, and since we have already seen that $m \geq \ell(C)$ the proof is complete. \square

Corollary 2.3. *Let $\sigma : [0, 1] \rightarrow X$ be a topological path in a metric space (X, d) . Then $\ell(\sigma)$ is the minimum $r \in \mathbb{R}^+ \cup \{\infty\}$ such that there is a bijection $g : [0, r] \rightarrow [0, 1]$ such that the function $\sigma \circ g$ is non-stretching.*

We are going to need the following well-known facts.

Lemma 2.4 ([25, p. 208]). *The image of a topological path with endpoints x, y in a Hausdorff space X contains an arc in X between x and y .*

Lemma 2.5 ([1]). *A continuous bijection from a compact space to a Hausdorff space is a homeomorphism.*

2.3 ℓ -TOP

Every graph G in this paper is considered to be a 1-complex, which means that the edges of G are homeomorphic copies of the real unit interval. A *half-edge* of a graph G is a connected subset of an edge of G .

Fix a graph G and a function $\ell : E(G) \rightarrow \mathbb{R}_*^+$, and for each edge $e \in E(G)$ fix an isomorphism σ_e from e to the real interval $[0, \ell(e)]$; by means of σ_e any half-edge f with endpoints a, b obtains a length $\ell(f)$, namely $\ell(f) := |\sigma_e(a) - \sigma_e(b)|$.

We can use ℓ to define a distance function on G : for any $x, y \in V(G)$ let $d_\ell(x, y) = \inf_{P \text{ is an } x\text{-}y \text{ path}} \ell(P)$, where $\ell(P) := \sum_{e \in E(P)} \ell(e)$. For points $x, y \in G$ that might lie in the interior of an edge we define $d_\ell(x, y)$ similarly, but instead of graph-theoretical paths we consider arcs in the 1-complex G :

let $d_\ell(x, y) = \inf_{P \text{ is an } x\text{-}y \text{ arc}} \left(\sum_{f \text{ is an edge or half-edge in } P} \ell(f) \right)$. By identifying any two vertices x, x' of G for which $d_\ell(x, x') = 0$ holds we obtain a metric space (\overline{G}, d_ℓ) . Note that if G is locally finite then $\overline{G} = G$. Let $|G|_\ell$ be the completion of (\overline{G}, d_ℓ) .

The *boundary points* of G are the elements of the set $\partial^\ell G := |G|_\ell \setminus \pi(\overline{G})$, where π is the canonical embedding of \overline{G} in its completion $|G|_\ell$.

For a subspace X of $|G|_\ell$ we write $E(X)$ for the set of edges contained in X , and we write $\mathring{E}(X)$ for the set of maximal half-edges contained in X ; note that $\mathring{E}(X) \supseteq E(X)$. Similarly, for a topological path τ we write $E(\tau)$ for the set of edges contained in the image of τ .

In this paper we will often encounter special cases of $|G|_\ell$ that induce some other well known topology on some space G' containing G , e.g. the Freudenthal compactification of G . In order to be able to formally state the fact that the two topologies are the same, we introduce the following notation. Let X, X' be topological spaces that contain another topological space G . We will write $X \approx_G X'$, or simply $X \approx X'$ if G is fixed, if the identity on G extends to a homeomorphism between G' and G'' .

If G is locally finite then we could also define $|G|_\ell$ by the following definition, which is equivalent to the above as the interested reader will be able to check (using, perhaps, Lemma 4.1 below). Let R, L be two rays —see Section 2.4 below for the definition of a ray— of finite total length in G ; we say that R and L are *equivalent*, if there is a third ray of finite total length that meets both R and L infinitely often. Now define ∂G to be the set of equivalence classes of rays of finite total length in G with respect to this equivalence relation, and let $|G|_\ell := G \cup \partial G$; to extend the metric d_ℓ from G to all of $|G|_\ell$, let the distance $d_\ell(x, y)$ between two points x, y in ∂G be the infimum of the lengths of all double rays with one ray in x and one ray in y , and let $d_\ell(x, v)$ for $x \in \partial G$ and $v \in G$ be the infimum of the lengths of all rays in x starting at the point v .

2.4 Ends, the Freudenthal compactification and the topological cycle space

Let G be a graph fixed throughout this section.

A 1-way infinite path is called a *ray*, a 2-way infinite path is a *double ray*. A *tail* of the ray R is a final subpath of R . Two rays R, L in G are *vertex-equivalent* if no finite set of vertices separates them; we denote this fact by $R \approx_G L$, or simply by $R \approx L$ if G is fixed. The corresponding equivalence classes of rays are the *vertex-ends* of G . We denote the set of vertex-ends of G by $\Omega = \Omega(G)$. A ray belonging to the vertex-end ω is an ω -ray. Similarly, two rays are *edge-equivalent* if no finite set of edges separates them and we call the corresponding equivalence classes the *edge-ends* of G and let $\Omega'(G)$ denote the set of edge-ends of G . In a locally finite graph G any two rays are edge-equivalent if and only if they are vertex-equivalent, and we will simply call the corresponding equivalence classes the *ends* of G .

We now endow the space consisting of G , considered as a 1-complex, and its edge-ends with the topology $ETOP(G)$. Firstly, every edge $e \in E(G)$ inherits the open sets corresponding to open sets of $[0, 1]$. Moreover, for every finite edge-set $S \subset E(G)$, we declare all sets of the form

$$C(S, \omega) \cup \Omega'(S, \omega) \cup E'(S, \omega) \quad (2)$$

to be open, where $C(S, \omega)$ is any component of $G - S$ and $\Omega'(S, \omega)$ denotes the set of all edge-ends of G having a ray in $C(S, \omega)$ and $E'(S, \omega)$ is any union of half-edges $(z, y]$, one for every edge $e = xy$ in S with y lying in $C(S, \omega)$. Let $ETOP'(G)$ denote the topological space of $G \cup \Omega'$ endowed with the topology generated by the above open sets. Moreover, let $ETOP(G)$ denote the space obtained from $ETOP'(G)$ by identifying any two points that have the same open neighbourhoods. If a point x of $ETOP(G)$ resulted from the identification of a vertex with some other points (possibly also vertices), then we will, with a slight abuse, still call x a *vertex*. It is easy to see that two vertices v, w of G are identified in $ETOP(G)$ if and only if there are infinitely many edge-disjoint v - w paths.

If G is locally finite then $ETOP'(G)$ and $ETOP(G)$ coincide, and it can be proved (see [11]) that $ETOP(G)$ is the *Freudenthal compactification* [17] of the 1-complex $|G|$ in that case. It is common in recent literature to denote this space by $|G|$ if G is locally finite¹, and we will comply with that convention.

The study of $|G|$, in particular of topological circles therein, has been a very active field recently. It has been demonstrated by the work of several authors ([2, 3, 4, 5, 6, 12, 13, 20, 21, 22, 34]) that many well known results about paths and cycles in finite graphs can be generalised to locally finite ones if the classical concepts of path and cycle are interpreted topologically, i.e. replaced by the concepts of a (topological) arc and circle in $|G|$; see [9, Section 8.5] for an exposition. An example of such a topological circle is formed by a double ray both rays of which converge to the same end, together with that end. There can however be much more exciting circles in $|G|$: in Figure 1, the infinitely many thick double rays together with the continuum many ends of the graph combine to form a single topological circle W , the so-called *wild circle*. The double rays are arranged within W like the rational numbers within the reals: between any two there is a third one; see [12] for a more precise description of W .

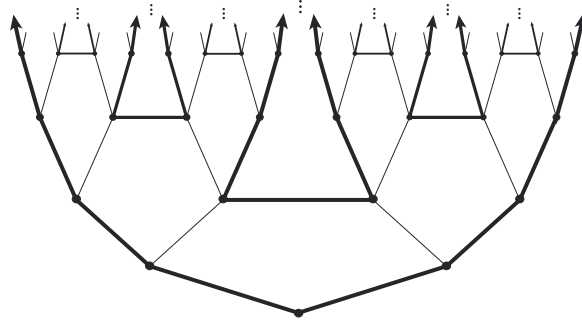


Figure 1: The ‘wild’ circle, formed by infinitely many (thick) double rays and continuum many ends.

We finish this section with a basic fact about infinite graphs that we will use later. A *comb* in G is the union of a ray R (called the *spine* of the comb) with infinitely many disjoint finite paths having precisely their first vertex on R . A

¹ $|G|$ is typically defined by considering vertex separators instead of edge separators and otherwise imitating our definition of $ETOP'(G)$ (see e.g. [9, Section 8.5]) but for a locally finite graph this does not make any difference.

subdivided star is the union of a (possibly infinite) set of finite paths that have precisely one vertex in common.

Lemma 2.6 ([9, Lemma 8.2.2]). *Let U be an infinite set of vertices in a connected graph G . Then G contains either a ray R and infinitely many pairwise disjoint U – R paths or a subdivided star with infinitely many leaves in U .*

3 Special cases of ℓ -TOP

3.1 The Freudenthal compactification and $ETOP(G)$

We start this section by proving Theorem 1.1, which states that the Freudenthal compactification of a locally finite graph is a special case of $|G|_\ell$. Since for a locally finite graph G the Freudenthal compactification coincides with the topology $ETOP(G)$, Theorem 1.1 is a corollary of the following.

Theorem 3.1. *If G is countable and $\sum_{e \in E(G)} l(e) < \infty$ then $|G|_\ell \approx ETOP(G)$.*

Proof. The proof consists of two steps: in the first step we put a metric d on $ETOP(G)$ similar to d_ℓ and show that this metric induces $ETOP(G)$, while in the second step we show that the corresponding metric space is the completion of (\overline{G}, d_ℓ) using property (1) (the space \overline{G} was defined in Section 2.3). As the interested reader can check, it is also possible, and not harder, to prove Theorem 3.1 by more direct arguments, without using (1).

For the first step, define $d(x, y) := d_\ell(x, y)$ for every x, y in the 1-complex G . If $x \in \Omega'(G)$ and $y \in V(G)$ (respectively $y \in \Omega'(G)$), then let $d(x, y)$ be the infimum of the lengths of all rays in x starting at y (resp. all x – y double rays), where the length of a (double-)ray R is taken to be $\sum_{e \in E(R)} \ell(e)$. Define $d(x, y)$ similarly for the case that $x \in \Omega'(G)$ and y lies in an edge. We claim that d induces the topology $ETOP(G)$. To prove this we need to show that for any open set O of $ETOP(G)$ and any $x \in O$ there is a ball $B \ni x$ with respect to d contained in O and vice versa.

So suppose firstly that O is a basic open set in $ETOP(G)$ with respect to the finite edge-set F , and pick an $x \in O$. If x is an inner point of some edge $f \in F$, then it is easy to find a ball of x contained in $f \cap O$, so we may assume that x is not such a point. Let $r = \min_{e \in F} \ell(e)$. Then, the ball $B_d(x, r)$ is contained in $O \cup \bigcup F$, since for any point y in G that F separates from x we have $d(x, y) \geq r$ by the definition of d . Thus, easily, there is an $r' \leq r$, depending on $O \cap \bigcup F$, such that $B_d(x, r') \subseteq O$.

Next, pick a ball $U = B_d(x, r)$ and a $y \in U$. We want to find an open set O in $ETOP(G)$ such that $y \in O \subseteq U$. Easily, we can again assume that y is not an inner point of an edge. Moreover, we may assume without loss of generality that $x = y$. As $\sum_{e \in E(G)} l(e) < \infty$ holds, there is a finite edge set F such that the sum $\sum_{e \in E(G) \setminus F} \ell(e)$ of the lengths of all edges not in F is less than r . We claim that any basic open set O of $ETOP(G)$ with respect to the edge-set F that contains x is a subset of U . Indeed, for any point $w \in O$ we have $d(x, w) < r$ because the sum of the lengths of all edges in O , and thus also in any path or ray in O , is less than r .

Thus d induces $ETOP(G)$ as claimed. It is easy to check that d is a pseudometric on the set of points M in $ETOP(G)$. To see that it is a metric, note

that for any two points w, z in M that can be separated by a finite edge set F we have $d(w, z) \geq \min_{e \in F} \ell(e) > 0$. The second step of our proof is to show that the metric space (M, d) is isometric to the completion of (\overline{G}, d_ℓ) , that is, $|G|_\ell$, and we will do so using (1).

We first need to show that (M, d) is complete. To do so, let (x'_i) be a Cauchy sequence in (M, d) . If there is an edge containing infinitely many of the x'_i then it is easy to see that (x'_i) has a limit, so assume this is not the case. Then, as $\sum_{e \in E(G)} \ell(e) < \infty$, it is possible to replace every x'_i that is an inner point of an edge by a vertex x_i close enough to x'_i , to obtain a sequence of vertices (x_i) equivalent to (x'_i) . If the set $\{x_i \mid i \in \mathbb{N}\}$ is finite then one of its elements is a limit of (x'_i) . If it is infinite, then by Lemma 2.6 there is either a comb with all teeth in (x_i) or a subdivision of an infinite star with all leaves in (v_i) . If the former is the case, then (x_i) , and thus (x'_i) , converges to the limit of the comb, and if the latter is the case then both sequences converge to the center of the star. This proves that (M, d) is complete.

It is easy to see that two vertices v, w of G are identified in $ETOP(G)$ if and only if there are infinitely many edge-disjoint v – w paths, which is the case if and only if v and w are identified in \overline{G} . Thus we can define a canonical projection $\pi : \overline{G} \rightarrow ETOP(G)$, mapping an inner point of an edge to itself, and mapping an equivalence class in \overline{G} of vertices of G to the element of M containing all these vertices. It is straightforward to check that π is an isometry and that its image is dense in $ETOP(G)$.

In order to use (1), let (X, d_x) be a complete metric space, and let $f : \overline{G} \rightarrow X$ be a uniformly continuous function. In order to extend $f \circ \pi^{-1} : M \rightarrow X$ into a uniformly continuous function $f' : M \rightarrow X$, given $\omega \in \Omega'(G) \cap ETOP(G)$ pick an ω -ray R , and let v_1, v_2, \dots be the sequence of vertices in R . As $\sum_{e \in R} \ell(e) < \infty$ it is easy to check that (v_i) is a Cauchy sequence, and thus by Lemma 2.1 $(f(v_i))$ is a Cauchy sequence in X . Let x be the limit of $(f(v_i))$ in X and put $f'(\omega) = x$. It is now straightforward to check that f' is uniformly continuous. Moreover, as for any $\omega \in \Omega'(G) \cap ETOP(G)$ there are vertices x_i (e.g. the vertices of an ω -ray) such that $d(\omega, x_i)$ becomes arbitrarily small, it is easy to check that this f' is the only (uniformly) continuous extension of $f \circ \pi^{-1}$. Thus, by (1), (M, d) is isometric to the completion of (\overline{G}, d_ℓ) , that is, $|G|_\ell$. \square

Theorem 3.1 plays an important role in the proof of Theorem 1.2. A further application is an easy proof of the following known fact (see [9, Proposition 8.5.1] for the locally finite case or [31, Section 2.1] for the general case).

Corollary 3.2. *If G is a connected countable graph then $ETOP(G)$ is compact.*

Proof. It is not hard to see that if an assignment $\ell : E(G) \rightarrow \mathbb{R}_*^+$ satisfies $\sum_{e \in E(G)} \ell(e) < \infty$ then $|G|_\ell$ is totally bounded. The assertion now follows from Theorem 3.1 and the fact that every complete totally bounded metric space is compact. \square

It is natural to wonder whether the condition $\sum_{e \in E(G)} \ell(e) < \infty$ in Theorem 3.1 can be replaced by some weaker but still elegant condition. However, this does not seem to be possible, as indicated by the following example: Figure 2 shows an 1-ended locally finite graph G and an assignment of lengths such that for every ϵ there are only finitely many edges longer than ϵ . Still, as the interested reader can check, $|G|_\ell$ does not induce $|G|$ in this case. Even worse,

as we move along the bottom horizontal ray of this graph, the distance to the limit of the upper horizontal ray grows larger, although the two rays converge to the same point in $|G|$.

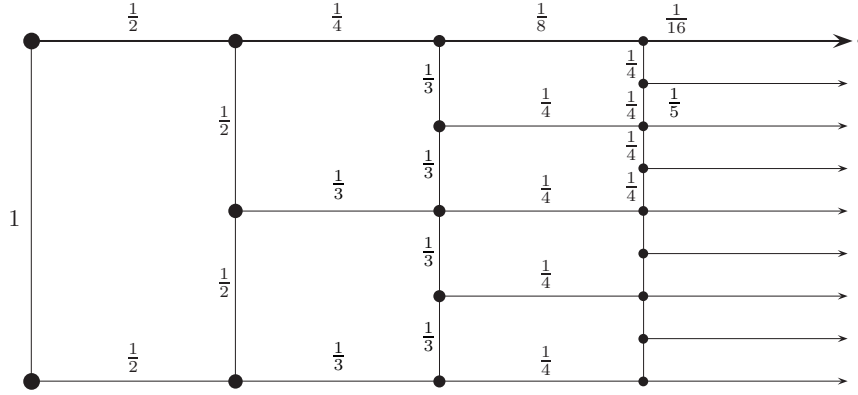


Figure 2: A somewhat surprising example.

3.2 The hyperbolic compactification

In a seminal paper [24] Gromov introduced the notions of a hyperbolic graph and a hyperbolic group, and defined for each such graph a compactification $\mathcal{H}(G)$, called the *hyperbolic compactification* of G , that refines $|G|$. It turns out that this space $\mathcal{H}(G)$ is also a special case of $|G|_\ell$.

For the definitions of hyperbolic graphs and their compactification the interested reader is referred to [32]. An example of a hyperbolic graph G is shown in Figure 3. Other examples include all tessellations of the hyperbolic plane. The study of finitely generated groups whose Cayley graphs are hyperbolic is a very active research field with many applications, see [27] for a survey.

Another notion related to the hyperbolic compactification is that of the *Floyd completion*. To define it, let G be a locally finite graph and let $f : \mathbb{N} \rightarrow \mathbb{R}^+$ be a summable function, i.e. $\sum_{n \in \mathbb{N}} f(n) < \infty$, that does not decrease faster than exponentially; formally, there is a constant $\lambda > 0$ such that $\lambda f(n-1) \leq f(n) \leq f(n-1)$ for every $n > 0$. Now fix a vertex p of G and assign to each edge $e \in E(G)$ the length $\ell(e) := f(d(p, e))$, where $d(p, e)$ denotes the graph-theoretical distance, i.e. the least number of edges that form a path from p to one of the endvertices of e . We define the *Floyd completion* $\mathcal{H}_f(G)$ of G (with respect to f) to be $|G|_\ell$ for this ℓ . Floyd introduced this space in [16] and used it in order to study Kleinian groups². Gromov showed ([24, Corollary 7.2.M]) that if G is hyperbolic then f can be chosen in such a way (in addition to the above properties) that the Floyd completion coincides with the hyperbolic compactification (see [7] for a more detailed exposition):

Theorem 3.3 ([24]). *For every locally finite hyperbolic graph G there is a constant $\epsilon \in \mathbb{R}_+$ such that the hyperbolic compactification $\mathcal{H}(G)$ of G is homeomorphic to its Floyd completion $\mathcal{H}_f(G)$ for $f(n) := \exp(-\epsilon n)$.*

²Floyd did of course not use the term ℓ -TOP; but he defined $\mathcal{H}_f(G)$ the same way as we do.

Since the Floyd completion is explicitly defined as a special case of $|G|_\ell$, we immediately obtain

Corollary 3.4. *For every locally finite hyperbolic graph G there is $\ell : E(G) \rightarrow \mathbb{R}_*^+$ such that the hyperbolic compactification $\mathcal{H}(G)$ of G is homeomorphic to $|G|_\ell$.*

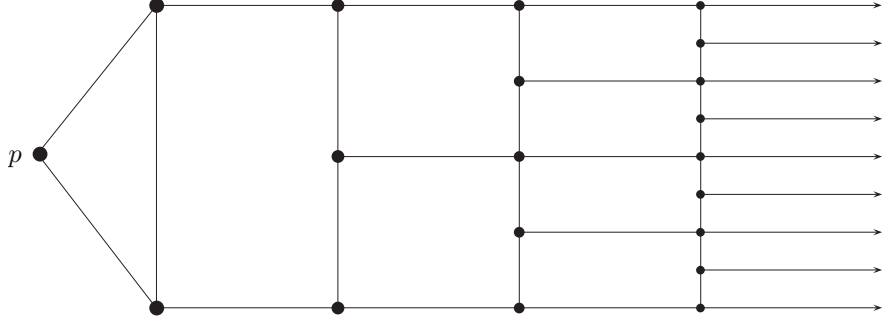


Figure 3: A hyperbolic graph G . Each level i of G is a perpendicular path P_i of length 2^i from the upper to the bottom horizontal ray, every vertex of P_i sends one edge to P_{i+1} and every second vertex of P_i also sends one edge to P_{i-1} . The *hyperbolic boundary* of this graph, i.e. $\mathcal{H}(G) \setminus G$, is homeomorphic to a closed real interval, and any two disjoint horizontal rays converge to distinct points in this boundary.

In the graph of Figure 3 for example, if we let $f(n) := 2^{-n}$ then $\mathcal{H}_f(G)$ will be homeomorphic to $\mathcal{H}(G)$. (Note however that not any exponentially decreasing f would do; if we let $f(n) := 4^{-n}$ for instance, then $\mathcal{H}_f(G)$ will be homeomorphic to $|G|$.)

Intuitively, hyperbolic graphs are characterised by the property that for any two geodesic rays R, L starting at a vertex x of the graph, one of two possibilities must occur: either there is a constant C such that each vertex of R is at most C edges apart from some vertex of L , or R and L diverge exponentially; that is, the minimum length of an R - L path P_r outside the ball of radius r around x grows exponentially with r . (See [32, Definition 1.7] for a more precise statement of this fact.) The function f in Theorem 3.3 is chosen in such a way, that for any two rays R, L as above that diverge exponentially the paths P_r are assigned lengths that are bounded away from 0, and thus R and L will converge to distinct points in $\mathcal{H}_f(G)$.

3.3 Non-locally-finite graphs

The topology $ETOP(G)$ we used in Section 3.1 compactifies G by its edge-ends. A further popular [10] possibility to extend $|G|$ to a non-locally-finite graph G is the topology $MTOP(G)$, which consists of G and its vertex-ends. As we shall see, $MTOP(G)$ is also a special case of $|G|_\ell$. To define $MTOP(G)$ we consider each edge of G to be a copy of the real interval $[0, 1]$, bearing the corresponding metric and topology. The basic open neighbourhoods of a vertex v are, then, taken to be the open stars of radius ϵ centered at v for any $\epsilon < 1$. For a vertex-end $\omega \in \Omega(G)$ we declare all sets of the form

$$\widehat{C}_\epsilon(S, \omega) := C(S, \omega) \cup \Omega(S, \omega) \cup \mathring{E}_\epsilon(S, \omega)$$

to be open, where S is an arbitrary finite subset of $V(G)$, $C(S, \omega)$ is the unique component of $G - S$ containing a ray in ω , and $\dot{E}_\epsilon(S, \omega)$ is the set of all inner points of $S - C(S, \omega)$ edges at distance less than ϵ from their endpoint in $C(S, \omega)$.

As stated in Section 1.5, if G is a countable graph and $\sum_{e \in E(G)} \ell(e) < \infty$ for some $\ell : E(G) \rightarrow \mathbb{R}_*^+$, then $|L(G)|_{\ell_L} \approx MTOP(L(G))$; this is implied by the following statement, which can be proved by imitating the proof of Theorem 3.1.

Corollary 3.5. *Let G be a countable graph, v_1, v_2, \dots an enumeration of the vertices of G , and for every edge $v_i v_j$ let $\ell'(v_i v_j) = 1/2(\ell_i + \ell_j)$ where $(\ell_i)_{i \in \mathbb{N}}$ is a sequence of positive real numbers with $\sum_i \ell_i < \infty$. Then $|G|_{\ell'} \approx MTOP(G)$.*

This shows that $MTOP(G)$ is a special case of $|G|_\ell$ if G is countable, but in fact we can do better and drop the latter requirement as long as $MTOP(G)$ is metrizable. The graphs G for which this is the case were characterised by Diestel:

Theorem 3.6 ([10]). *If G is connected then $MTOP(G)$ is metrizable if and only if G has a normal spanning tree.*

We can show that $MTOP(G)$ is a special case of $|G|_\ell$ for all those graphs:

Theorem 3.7 ([10, Theorem 3.1]). *Let G be a connected graph. Then, there is $\ell : E(G) \rightarrow \mathbb{R}_*^+$ such that $|G|_\ell \approx MTOP(G)$ if and only if $MTOP(G)$ is metrizable.*

Proof (sketch). The forward implication is trivial. For the backward implication we will proceed similarly to the proof of Theorem 3.1. So suppose that $MTOP(G)$ is metrizable. Then, by Theorem 3.6, G has a normal spanning tree T . For a vertex $v \in V(G)$ let $r(v)$ be the level of v in T , that is, the number of edges in the path in T from the root of T to v . We now specify the required edge lengths ℓ : for every edge $e = uv$, where $r(u) < r(v)$, let $\ell(e) = \sum_{r(u) < n \leq r(v)} 1/2^n$. Now define a metric d on the point set of $MTOP(G)$ as follows. For every $x, y \in V(G) \cup \Omega(G)$, let $d(x, y) = \sum_{e \in P} \ell(e)$, where P is the x - y path in T if both x, y are vertices, and P is the x - y (double-)ray in T if one or both of x, y is a vertex-end. Define $d(x, y)$ for inner points of edges similarly. Clearly, $d(x, y) = d_\ell(x, y)$ if $x, y \in G$. It is straightforward to check that d induces $MTOP(G)$; see [10, Theorem 3.1] for more details. Now similarly to the proof of Theorem 3.1 one can show that $MTOP(G)$ is the completion of (\overline{G}, d_ℓ) using (1). \square

The end compactification $|G|$ of a locally finite graph G has allowed the generalisation of many important facts about finite graphs to infinite, locally finite ones, see [8]. When trying to extend those results further to non-locally-finite graphs however, one often has to face the dilemma of which topology to use, as there are several ways to generalise $|G|$ to a non-locally-finite graph. In this section we considered two of these ways, namely the spaces $ETOP(G)$ and $MTOP(G)$, and “unified” them by showing that they are both special cases of ℓ - TOP (Theorem 3.1 and Theorem 3.7). This unification suggests a solution to the aforementioned dilemma: instead of fixing a topology on the non-locally-finite graph, one could try to prove the desired result for all instances of ℓ - TOP , or at least for a large subclass of them like e.g. the compact ones, which would then lead to corollaries for the specific spaces. This approach will be exemplified in Section 5.1.

4 Basic facts about $|G|_\ell$

Let G be a graph and let $\ell : E(G) \rightarrow \mathbb{R}_*^+$ be fixed throughout this section.

Lemma 4.1. *Let $(x_i)_{i \in \mathbb{N}}$, with $x_i \in V(G)$, be a Cauchy sequence in $|G|_\ell$. Then, G has a subgraph R such that R is either a comb or a subdivided star, R contains infinitely many vertices in $\{x_i\}$, and $V(R)$ converges to the limit of $(x_i)_{i \in \mathbb{N}}$.*

Proof. Fix an $\epsilon \in \mathbb{R}$, $\epsilon > 0$, and for every $i \geq 1$ let R_i be a finite $x_i - x_{i-1}$ path with $\ell(R_i) < d_\ell(x_i, x_{i-1}) + \epsilon 2^{-i}$; such a path exists by the definition of d_ℓ . The subgraph $R' := \bigcup R_i$ of G is connected, and applying Lemma 2.6 to $\{x_i | i \in \mathbb{N}\}$ and R' yields a subgraph R of R' which is either a comb or a subdivided star and contains infinitely many vertices in $\{x_i\}$. To see that $V(R)$ converges to the limit of $(x_i)_{i \in \mathbb{N}}$, note that for any vertex $v \in R_i$ we have $d_\ell(v, x_i) < d_\ell(x_i, x_{i-1}) + \epsilon 2^{-i}$ and recall that $(x_i)_{i \in \mathbb{N}}$ is a Cauchy sequence. \square

An x - y geodesic in a metric space X is a map τ from a closed interval $[0, l] \subset \mathbb{R}$ to X such that $\tau(0) = x$, $\tau(l) = y$, and $d(\tau(t), \tau(t')) = |t - t'|$ for all $t, t' \in [0, l]$. If there is an x - y geodesic for every two points $x, y \in X$, then we call X a *geodesic metric space*.

In general, $|G|_\ell$ is not a geodesic metric space as shown by the graph in Figure 4. In this space, the two boundary points x, y have distance 3, but there is no x - y arc of length 3. This example can be modified to obtain a space in which there are two vertices connected by no geodesic.

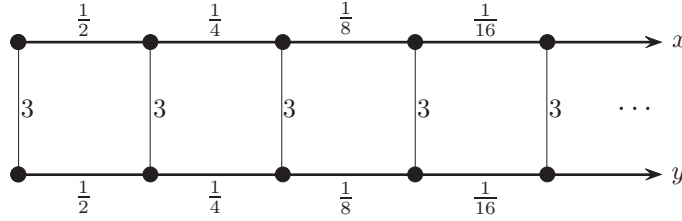


Figure 4: In this example there is no geodesic connecting the boundary points x, y in $|G|_\ell$.

However, $|G|_\ell$ is always a geodesic metric space if it is compact:

Theorem 4.2. *If $|G|_\ell$ is compact then it is a geodesic metric space.*

Proof. It is an easy and well-known fact that a complete metric space is geodesic if it has “midpoints”, that is, if for any two points x, y in the space there is a point z so that $d(x, z) = d(z, y) = \frac{1}{2}d(x, y)$ holds. Let us show that $|G|_\ell$ does have midpoints if it is compact.

Pick $x, y \in |G|_\ell$, and let $h := d_\ell(x, y)$. Choose a sequence $(P_i)_{i \in \mathbb{N}}$ of finite paths in G such that if x_i, y_i are the endvertices of P_i then the sequence $(x_i)_{i \in \mathbb{N}}$ converges to x , the sequence $(y_i)_{i \in \mathbb{N}}$ converges to y , and $\lim \ell(P_i) = h$; such a sequence $(P_i)_{i \in \mathbb{N}}$ exists by the definition of $|G|_\ell$. Now for every i , consider P_i as a topological path in the 1-complex G , and let p_i be the midpoint of P_i , that is, the point on P_i satisfying $\ell(x_i p_i) = \ell(p_i y_i)$. As by our assumption $|G|_\ell$ is compact, the sequence $(p_i)_{i \in \mathbb{N}}$ has an accumulation point z , and it is easy to check that $d_\ell(x, z) = d_\ell(z, y) = \frac{1}{2}d(x, y)$ as desired. \square

Next, we are going to prove two results that are needed in [19] but might be of independent interest.

For the following two lemmas suppose G is countable, fix an enumeration e_1, e_2, \dots of $E(G)$, and let $E_n := \{e_1, \dots, e_n\}$. Moreover, let \mathring{e}_n denote the set of inner points of the edge e_n , and let $\mathring{E}_n := \{\mathring{e}_1, \dots, \mathring{e}_n\}$.

Lemma 4.3. *Let C be a circle or arc in $|G|_\ell$ such that $E(C)$ is dense in C . Then, for every $\epsilon \in \mathbb{R}_+$ there is an $n \in \mathbb{N}$ such that for every subarc of C in $|G|_\ell \setminus \mathring{E}_n$ connecting two vertices v, w there holds $d_\ell(v, w) < \epsilon$.*

Proof. We will only consider the case when C is an arc; the case when C is a circle is similar. Suppose, on the contrary, there is an ϵ such that for every $n \in \mathbb{N}$ there is a subarc R_n of C in $|G|_\ell \setminus \mathring{E}_n$ the endvertices of which have distance at least ϵ . Let x_n, y_n be the first and last vertex of R_n respectively along C .

As C is compact, the sequence $(x_i)_{i \in \mathbb{N}}$ has a convergent subsequence $(x_i)_{i \in I}$ with limit x say, and the corresponding subsequence $(y_i)_{i \in I}$ of $(y_i)_{i \in \mathbb{N}}$ also has a converging subsequence $(y_i)_{i \in J}$, $J \subseteq I$, with limit y say. Since $d_\ell(x_i, y_i) \geq \epsilon$ we have $d_\ell(x, y) \geq \epsilon$, in particular $x \neq y$. Note that C must contain the points x, y because it is closed. But as $E(C)$ is dense in C , xCy must meet some edge e_n at an inner point z say. It is easy to see that if m is large enough then x_m and y_m lie in distinct components of $C \setminus z$. Thus for such an m the subarc $R_m = x_mCy_m$ contains z , and as we can choose m to be larger than n this contradicts the fact that R_m avoids \mathring{e}_n . \square

Lemma 4.4. *If $\sum_{e \in E(G)} \ell(e) < \infty$ then for every circle or arc C in $|G|_\ell$ there holds $\ell(C) = \sum_{e \in E(C)} \ell(e)$.*

Before proving this, let us see an example showing that the requirement $\sum_{e \in E(G)} \ell(e) < \infty$ in Lemma 4.4 is necessary, since without it $\ell(C)$ might be strictly greater than $\sum_{e \in E(C)} \ell(e)$ even if $E(C)$ is dense in C . In fact, this situation can occur even if $|G|_\ell \approx ETOP(G)$ —which is always the case if $\sum_{e \in E(G)} \ell(e) < \infty$ by Lemma 3.1. The existence of a circle C in $|G|_\ell$ such that $E(C)$ is dense in C but still $\ell(C) > \sum_{e \in E(C)} \ell(e)$ might look surprising at first glance, but perhaps less so bearing in mind that it is possible to construct a dense set of non-trivial subintervals of the real unit interval of arbitrarily small total length (e.g. imitating the construction of the Cantor set but removing shorter intervals).

Example 4.5. Let G be the graph of Figure 5, which is the same as the graph of Figure 1, and let every thin edge in the i -th level have length $c2^{-i}$ for some fixed $c \in \mathbb{R}^+$ (in this example we chose $c = 1$). Moreover, assign lengths to the thick edges in such a way that the sum s of the lengths of all thick edges is finite ($s = 1\frac{1}{2}$ in this example). Here we have, as an exception, allowed some edges to have length 0, but this can be avoided by contracting those edges. It is not hard to check that for this assignment ℓ we have $|G|_\ell \approx |G|$. Furthermore, it is straightforward to prove that the length of the wild circle W is (at least) $s + c$, which is greater than $\sum_{e \in E(W)} \ell(e) = s$ (in this example, the length of the outer double ray L is 1 and the length of $W \setminus L$ is $1\frac{1}{2}$). To see this, note for example that the two ends of the outer double ray L have distance c .

We now proceed to the proof of Lemma 4.4.

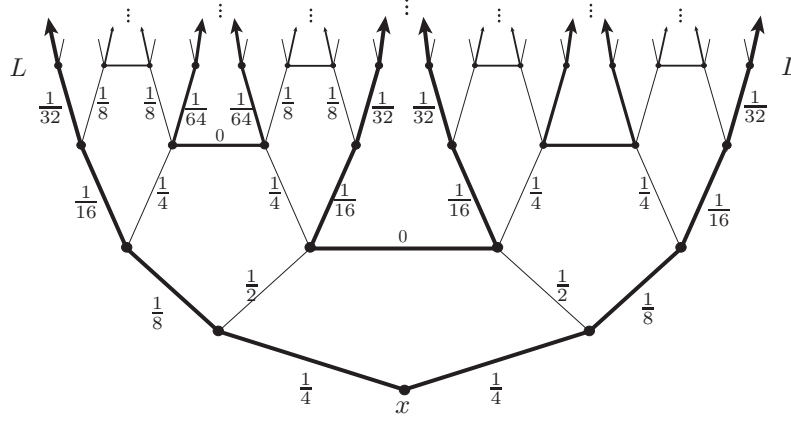


Figure 5: The length of the wild circle W here is greater than the sum of the lengths of the edges in it.

Proof. By Theorem 3.1 we have $|G|_\ell \approx ETOP(G)$, and this easily implies that $E(C)$ is dense in C . By Lemma 2.2, it then suffices to show that

$$d_\ell(x, y) \leq \sum_{e \in E(xCy)} \ell(e) \quad (3)$$

holds for every pair x, y of points on C ; indeed, if this is the case then, if C is an arc for example, we can construct a non-stretching homeomorphism σ from $[0, \ell(C)]$ to C as follows. We fix an endpoint p of C , and for every $x \in C$ we let $\sigma(r) = x$, where r is the sum of the lengths of the edges and maximal half-edges in pCx . It is straightforward to check that σ is, in this case, indeed a homeomorphism and that it is non-stretching.

To show that (3) holds, we will construct a sequence $(P_i)_{i \in \mathbb{N}}$ of finite paths in G such that the endpoints x_i, y_i of P_i give rise to sequences converging to x, y respectively, and for the sequence $\delta_i := \sum_{e \in E(P_i) \setminus E(xCy)} \ell(e)$ we have $\lim \delta_i = 0$. This would easily imply $d_\ell(x, y) \leq \sum_{e \in E(xCy)} \ell(e)$ by the definition of d_ℓ .

To begin with, pick an $r_0 \in \mathbb{N}$ and let P_0 be any path in G . Then, for every $i = 1, 2, \dots$, pick an $r_i > r_{i-1}$ large enough that the distance (in $|G|_\ell$) between the endvertices of any subarc of xCy in $|G|_\ell \setminus \dot{E}_{r_i}$ is less than the length h_{i-1} of the shortest edge in $\bigcup_{j < i} P_j$; such an r_i exists by Lemma 4.3.

In order to define P_i , let x_i be the first vertex of xCy incident with E_{r_i} and let y_i be the last vertex of xCy incident with E_{r_i} ; such vertices exist because xCy is a topological path and there are only finitely many vertices incident with E_{r_i} . Since $E(C)$ is dense in C , and since $\lim r_i = \infty$, it is easy to see that x_i converges to x and y_i converges to y . Now for every maximal subarc A of x_iCy_i in $|G|_\ell \setminus \dot{E}_{r_i}$ choose a finite w - v path P_A , where w, v are the endpoints of A , such that $\ell(P_A) < h_{i-1}$; such a path P_A exists since by the choice of r_i we have $d_\ell(w, v) < h_{i-1}$. Then, replace A in x_iCy_i by the path P_A . Note that there are only finitely many such arcs A as E_{r_i} is finite. Performing this replacement for every such subarc A we obtain a (finite) x_i - y_i walk P'_i ; let P_i be an x_i - y_i path with edges in P'_i .

By the choice of the paths P_A we obtain that the edge-sets $E(P_i) \setminus E(xCy)$ are pairwise disjoint, and as $\sum_{e \in E(G)} \ell(e) < \infty$ this implies $\lim \delta_i = 0$ as required. \square

For $\omega \in \Omega(G)$ denote by $\langle \omega \rangle_\ell$ the set

$$\{x \in \partial^\ell G \mid \text{there is an } \omega\text{-ray that converges to } x \text{ in } |G|_\ell\}.$$

For the rest of this section assume G to be locally finite. Note that by Lemma 4.1 every point in $\partial^\ell G$ lies in $\langle \omega \rangle_\ell$ for some end ω . It has been proved that if G is a hyperbolic graph and $|G|_\ell$ is its hyperbolic compactification (see Section 3.2), then $\langle \omega \rangle_\ell$ is a connected subspace of $|G|_\ell$ for every $\omega \in \Omega(G)$ [23, Chapter 7 Proposition 17]. The following proposition generalises this fact to an arbitrary compact $|G|_\ell$.

Theorem 4.6. *If $|G|_\ell$ is compact then $\langle \omega \rangle_\ell$ is connected for every $\omega \in \Omega$.*

Before proving this, let us make a couple of related remarks. If ω, ψ are distinct ends of G , then there is a finite edge set S that separates them. But then, for every assignment $\ell : E(G) \rightarrow \mathbb{R}_*^+$, and any choice of elements $x \in \langle \omega \rangle_\ell, y \in \langle \psi \rangle_\ell$, there holds $d_\ell(x, y) \geq r$ where r is the minimum length of an edge in S . This implies, firstly, that $\langle \omega \rangle_\ell$ is a closed subspace of $\partial^\ell G$, and thus of $|G|_\ell$, for every end ω , and secondly, that every two points x, y as above lie in distinct components of $\partial^\ell G$. Thus, in the case that $|G|_\ell$ is compact, Theorem 4.6 characterises the components of $\partial^\ell G$: they are precisely the sets of the form $\langle \omega \rangle_\ell$.

Proof of Theorem 4.6. Suppose, on the contrary, that $|G|_\ell$ is compact but $\langle \omega \rangle_\ell$ disconnected. Then, there is a bipartition $\{O_1, O_2\}$ of $\partial^\ell G$ where both O_1, O_2 meet $\langle \omega \rangle_\ell$ and both are clopen in the subspace topology of $\partial^\ell G$. Recall that, by the remark after Theorem 4.6, $O_1 \cup O_2 = \partial^\ell G$ is closed in $|G|_\ell$; thus both O_1 and O_2 are closed in $|G|_\ell$. This, and the fact that $|G|_\ell$ is compact, easily implies that there is a lower bound $r > 0$ such that for every $x \in O_1$ and $y \in O_2$ there holds $d_\ell(x, y) \geq r$. Let $U_1 := \bigcup_{x \in O_1} B_x(\frac{r}{2})$ and $U_2 := \bigcup_{y \in O_2} B_y(\frac{r}{2})$ where the sets of the form $B_x(\frac{r}{2})$ are open balls in $|G|_\ell$; note that U_1, U_2 are disjoint, open sets of $|G|_\ell$.

Pick a point $x \in O_1$ and a point $y \in O_2$. Moreover, pick ω -rays R, T in G converging (in $|G|_\ell$) to x, y respectively. Since R and T are vertex-equivalent, there is an infinite set \mathcal{P} of pairwise disjoint R - T paths.

Note that U_1 contains a tail of R and U_2 contains a tail of T . If $U_1 \cup U_2$ contains infinitely many of the paths in \mathcal{P} , then we can combine R, T , and one of those paths, to construct a double ray D contained in $U_1 \cup U_2$. However, the union of D with $\{x, y\}$ is an x - y arc in $|G|_\ell$, and this contradicts the choice of U_1, U_2 as arcs are connected spaces.

Thus the subset $\mathcal{P}' \subseteq \mathcal{P}$ of paths P that contain a point q_P not in $U_1 \cup U_2$ is infinite. Let p be an accumulation point of $\{q_P \mid P \in \mathcal{P}'\}$, and note that $p \notin U_1 \cup U_2$. Easily, $p \in \partial^\ell G$. Let $(p_i)_{i \in \mathbb{N}}$ be a sequence of elements of $\{q_P \mid P \in \mathcal{P}'\}$ converging to p . We may assume, without loss of generality, that every p_i is a vertex, for if it is an inner point of the edge $e = uv$, then we can subdivide e into two edges one of which has length equal to the length of the u - p_i half-edge and the other has length equal to the length of the p_i - v half-edge. We can now apply Lemma 2.6 to $(p_i)_{i \in \mathbb{N}}$, and as G is locally finite we obtain a comb K that contains infinitely many of the p_i and converges to p . On the other hand, the paths in \mathcal{P} combined with the ray R yield another comb, whose spine is R , containing infinitely many of the p_i . Combining these two combs it is easy to see that the spine of K is vertex-equivalent to R , which means that $p \in \langle \omega \rangle_\ell$; this however contradicts the fact that $p \notin U_1 \cup U_2$.

□

Having seen Theorem 4.6, it is natural to wonder whether $\langle \omega \rangle_\ell$ is always path-connected in case $|G|_\ell$ is compact. Our next result will imply that this is not the case.

Gromov [24] remarked that for every compact metric space X there is a hyperbolic graph whose hyperbolic boundary is isometric to X ; thus by Lemma 3.3 every compact space can be obtained as the ℓ -TOP-boundary of some locally finite graph. Our next result strengthens this fact by relaxing the requirement that X be compact.

Theorem 4.7. *Given a metric space (X, d_X) , there is a connected locally finite graph G and $\ell : E(G) \rightarrow \mathbb{R}_*^+$ such that $\partial^\ell G$ is isometric to X if and only if X is complete and separable.*

Proof. For the backward implication, let $U = \{u_1, u_2, \dots\}$ be a countable dense subset of X . To define G , let its vertex set V consist of vertices z_u^n , one for each $n \in \mathbb{N}$ and $u \in U$. The edge set of G is constructed as follows. For every $u \in U$ and every $n \in \mathbb{N}$, connect z_u^n to z_u^{n+1} by an edge e , and let $\ell(e) := 2^{-n}$. Moreover, for every $n \in \mathbb{N}$ and every pair $u_i, u_j \in U$ such that $i, j \leq n$, connect $z_{u_i}^n$ to $z_{u_j}^n$ by an edge e , and let $\ell(e) := d_X(u_i, u_j)$.

We now define the required isometry $f : X \rightarrow \partial^\ell G$. For every $u \in U$, let $f(u) := \lim_n z_u^n$. It is straightforward to check that

$$d_\ell(f(u), f(u')) = d_X(u, u') \text{ for every } u, u' \in U \quad (4)$$

as desired. For every other point $x \in X$, let $(x_i)_{i \in \mathbb{N}}$ be a Cauchy sequence of points in U converging to x . Note that by (4) the sequence $(f(x_i))$ is also Cauchy. Thus we may define $f(x) := \lim f(x_i)$. It is an easy consequence of (4) and the definition of f that f is distance preserving.

To see that f is surjective, let $(z_{u_{m_i}}^{n_i})_{i \in \mathbb{N}}$ be a Cauchy sequence (in $|G|_\ell$) of vertices of G converging to a point $\psi \in \partial^\ell G$. By the construction of G and ℓ , we have $d_X(u_{m_i}, u_{m_j}) \leq d_\ell(z_{u_{m_i}}^{n_i}, z_{u_{m_j}}^{n_j})$ for every i, j , which implies that the sequence $(u_{m_i})_{i \in \mathbb{N}}$ of X is also Cauchy. Moreover, since $(z_{u_{m_i}}^{n_i})_{i \in \mathbb{N}}$ converges to $\partial^\ell G$ we have $\lim_i n_i = \infty$; thus $(z_{u_{m_i}}^{n_i})_{i \in \mathbb{N}}$ is equivalent to the sequence $(f(u_{m_i}))_{i \in \mathbb{N}}$. This, and the definition of f , implies that $f(\lim u_{m_i}) = \psi$. We have proved that f is surjective, which means that it is indeed an isometry.

For the forward implication, let G be a countable graph and fix $\ell : E(G) \rightarrow \mathbb{R}_*^+$. Then $\partial^\ell G$ is clearly complete. To show that it is separable, it suffices to show that it is second countable, and a countable basis for $\partial^\ell G$ is $\mathcal{U} := \{\partial^\ell G \cap B_r(x) \mid x \in V(G), r \in \mathbb{Q}\}$ where $B_r(x)$ is the open ball of radius r and center x .

Thus our proof is complete. We remark that the above construction can be modified slightly to ensure that, in addition,

$$\text{if } X \text{ is compact then } |G|_\ell \text{ is compact as well.} \quad (5)$$

Indeed, we can shorten the lengths of the edges of the form $z_u^n z_u^{n+1}$ so that the total length of each ray $z_{u_i}^1 z_{u_i}^2 z_{u_i}^3 \dots$ is (at most) 2^{-i} . It is easy to see that $\partial^\ell G$ is still isometric to X , and that now every infinite sequence in $|G|_\ell$ has an accumulation point as $\partial^\ell G$ is compact, which means that $|G|_\ell$ is indeed compact. □

Since there are compact spaces that are connected but not path-connected, Theorem 4.7, observation (5), and Theorem 4.6 imply that $\langle \omega \rangle_\ell$ can be non-path-connected for some end ω even if $|G|_\ell$ is compact, although it must be connected.

5 Homology and Cycle space

5.1 Introduction

In this section we are going to describe a new homology $H_\ell(X)$ defined on an arbitrary metric space X . It is proved in [18] that $H_\ell(X)$ coincides, in dimension 1, with the topological cycle space $\mathcal{C}(G)$ discussed in Section 1.3 if applied to the metric space $|G|_\ell$ for the right function ℓ , and that $H_\ell(X)$ extends properties of $\mathcal{C}(G)$ to every compact metric space X . We will discuss, in particular, how H_ℓ can be used to extend results about the topological cycle space of a locally finite graph to non-locally-finite graphs.

In order to define $\mathcal{C}(G)$ for a locally finite graph G , we call a set of edges $D \subseteq E(G)$ a *circuit*, if there is a topological circle C in $|G|$ that traverses every edge in D but no edge outside D . Then, let $\mathcal{C}(G)$ be the vector space over \mathbb{Z}_2 consisting of those subsets F of $E(G)$ such that F can be written as the sum of a possibly infinite family of *circuits*; such a sum is well-defined, and allowed, if and only if the family is *thin*, that is, no edge appears in infinitely many summands: the sum of such a family \mathcal{F} is by definition the set of edges that appear in an odd number of members of \mathcal{F} .

The study of $\mathcal{C}(G)$ has been a very active field lately [8], but non-locally-finite graphs have received little attention. One reason for this is the fact that $|G|$ can be generalised to non-locally-finite graphs in several ways (see Section 3.3), all having advantages and disadvantages, and it was not clear which of them is the right topology on which the definition of \mathcal{C} should be based. Let me illustrate this by an example. In the graph of Figure 6 (ignore the indicated edge lengths for the time being), let \mathcal{F} be the family of all triangles incident with x . Note that \mathcal{F} is a thin family, and its sum comprises the edge xz and all edges of the horizontal ray. Now such an edge set can only be considered to be a circuit if the topology chosen identifies x with the end ω of the graph. Similarly, the vertex y also has to be identified with ω , and thus also with x , if such sums are to be allowed. So we either have to forbid these infinite sums, or content ourselves with a topology that changes the structure of the graph by identifying vertices. Both approaches have been considered [13, 14], but none was pursued very far.

Let me now argue that with $|G|_\ell$ we might be able to overcome this dilemma: our aim is to define, for a graph G and $\ell : E(G) \rightarrow \mathbb{R}_*^+$, a cycle space \mathcal{C}_ℓ based on circles in the topology $|G|_\ell$, and prove results that hold for every ℓ and generalise the properties of the cycle space of a finite graph. As we shall see, this would allow us to postpone the decision of whether to identify vertices or forbid some infinite sums until we have a certain application in mind. See also the remark at the end of Section 3.3.

Suppose for example that we allow in \mathcal{C}_ℓ precisely those sums of families $\{F_i\}_{i \in I}$ of *circuits*, that is, edge sets of circles in $|G|_\ell$, that have finite total length, i.e. satisfy $\sum_i \sum_{e \in F_i} \ell(e) < \infty$. Firstly, note that such a family is always thin, since if an edge e lies in infinitely many F_i then the total length

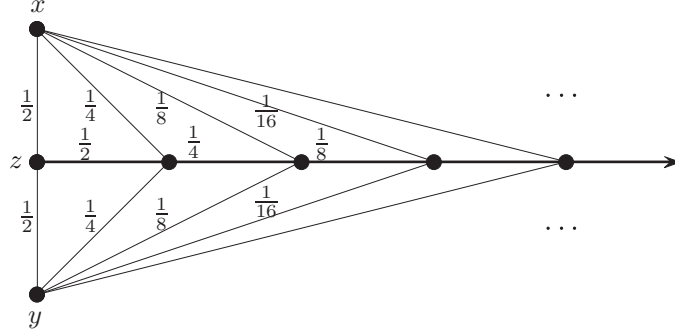


Figure 6: A simple non-locally-finite graph.

of $\{F_i\}_{i \in I}$ will be infinite. We will now consider two special assignments ℓ_1, ℓ_2 of lengths to the edges of the graph G of Figure 6, and see how \mathcal{C}_ℓ behaves in these two interesting cases.

Let ℓ_1 be an assignment of lengths as shown in Figure 6. Then, the family of all triangles of G has finite total length, so their sum lies in \mathcal{C}_ℓ . This sum is the edge set $\{xz, zy\}$. On the other hand, x and y have distance $d_{\ell_1}(x, y) = 0$ in this case, which means that x and y are identified in $|G|_\ell$ and $\{xz, zy\}$ is indeed a circuit.

For the second case, let $\ell_2(e) = 1$ for every $e \in E(G)$. Then, x and y are not identified, so $\{xz, zy\}$ is not a circuit, but it is also not in \mathcal{C}_ℓ , since every infinite family of circuits has infinite total length.

The interested reader will try other assignments of edge lengths for this graph and convince himself that \mathcal{C}_ℓ always behaves well in the sense that for any $\ell : E(G) \rightarrow \mathbb{R}_*^+$ any element of \mathcal{C}_ℓ can be written as the sum of a family of pairwise edge disjoint circuits.

Although \mathcal{C}_ℓ performs well in simple cases like Figure 6, it is a rather naive concept, since in general, even if G is locally finite, there can be arcs and circles in $|G|_\ell$ that contain no vertex and no edge of G ; this can be the case for example when $|G|_\ell$ is the hyperbolic compactification of G , see Section 3.2. Thus circuits do not describe their circles accurately enough. To make matters worse, even if we decide to disregard those circles that have subarcs contained in the boundary, and consider only those circles C for which $E(C)$ is dense in C we will not obtain a satisfactory cycle space as we shall see in the next section.

For these reasons, we will follow an approach combining singular homology with the above ideas. This will lead us, in Section 5.3, to the homology H_ℓ that apart for graphs endowed with ℓ -TOP can be defined for arbitrary metric spaces.

5.2 Failure of the edge-set approach

Given a graph G and $\ell : E(G) \rightarrow \mathbb{R}_*^+$, let us call a (topological) circle C in $|G|_\ell$ *proper* if $E(C)$ is dense in C . Following up the above discussion, let us define \mathcal{C}_ℓ to be the vector space over \mathbb{Z}_2 consisting of those subsets F of $E(G)$ such that F can be written as the sum of a (thin) family $\{F_i\}_{i \in I}$ of circuits of proper topological circles in $|G|_\ell$ such that $\sum_i \sum_{e \in F_i} \ell(e) < \infty$. Although \mathcal{C}_ℓ behaves

well with respect to the graph in Figure 6, it turns out that it is not a good concept: we will now construct an example in which \mathcal{C}_ℓ has an element that contains no circuit. The reader who is already convinced that circuits cannot describe the circles in $|G|_\ell$ accurately enough could skip to Section 5.3, however it is advisable to go through the following example anyway, as it will facilitate the understanding of the homology H_ℓ introduced there.

Example 5.1. The graph G we are going to construct contains a proper circle C_0 like in Example 4.5 (Figure 5), the length of which is larger than the sum of the lengths of its edges. Moreover, it is possible to replace each edge of C_0 by an arc which also has a length larger than the sum of the lengths of its edges to obtain a new proper circle C_1 . We then replace each edge of C_1 by such an arc to obtain the proper circle C_2 , and so on. The proper circles C_i will all have the same length, but the proportion of that length accounted for by the edges will tend to 0 as i grows to infinity. Moreover, the C_i will “converge” to a circle C containing no edges at all. This is the point where $\mathcal{C}_\ell(G)$ will break down: we will define a family (F_i) of sums of circuits such that for every $j \in \mathbb{N}$ the edge set $\sum_{i \leq j} F_i$ is the circuit of C_j , but $\sum_{i \in \mathbb{N}} F_i = 0$. Thus (F_i) tends to describe the circles C_i , but its “limit” fails to describe their limit C , and we will exploit this fact to construct pathological elements of $\mathcal{C}_\ell(G)$.

We will perform the construction of both the underlying graph G and the required family recursively (and simultaneously), in ω steps. After each step i , we will have defined the graph G_i and the edge-sets F_0, \dots, F_i , with $F_j \subseteq E(G_j)$, so that $\sum_{0 \leq j \leq i} F_j$ is the circuit of a proper circle C_i such that $\ell(C_i) = \ell(C_0)$ and $\ell(E(C_i)) \leq 2^{-i}$. The graph in which the pathological elements of $\mathcal{C}_\ell(G)$ live is $G := \bigcup G_i$. In each step we will specify the lengths of the newly added edges, and we will choose them in such a way that for every i and every two vertices $x, y \in G_i$ the distance $d_\ell(x, y)$ is not influenced by edges added after step i ; in other words, no x - y path in G has a length less than the distance between x and y in G_i . This implies that any circle of G_i is also a circle of G .

Formally, for step 0, let G_0 be the graph in Example 4.5 (with edge lengths as in that example), let C_0 be the thick, “wild” circle there, and let $F_0 = E(C_0)$ be its circuit. Then, for $i = 1, 2, \dots$, suppose we have already performed step i so that it satisfies the above requirements. In step $i+1$, for every edge $e = vw$ of C_i , take a copy H_e of the graph of Example 4.5, and let W_e denote the circle of H_e corresponding to the thick circle W in Example 4.5. Recall that $\ell(W) = 2\frac{1}{2}$ but $\sum_{e \in E(W)} \ell(e) = 1\frac{1}{2}$. The vertex of H_e corresponding to the vertex x in Figure 5 divides the outer double ray L_e into two rays R, S ; now join, for every $j \in \mathbb{N}$, the j th vertex of R to the endpoint v of e by an edge of length $\ell(e)/2^{j-1}$ and also join the j th vertex of S to the other endpoint w of e by an edge of length $\ell(e)/2^{j-1}$; see Figure 7. Note that v and w have infinite degree now. Later we will see how the construction can be modified to obtain a locally finite graph with similar properties.

Now change the lengths of the edges of H_e as follows. Scale the length of each edge in $E(H_e)$ down by a factor $c = c(\ell(e))$ chosen so that the length of the arc $W_e \setminus L_e$ is $\ell(e)$, and thus

$$\sum_{f \in E(W_e) \setminus E(L_e)} \ell(f) < \ell(e)/2. \quad (6)$$

Note that by the choice of the lengths of the newly attached edges no v - w path going through H_e has a length less than $\ell(e)$. Moreover, since the lengths of the

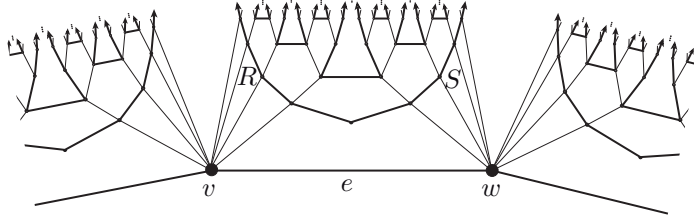


Figure 7: Joining the graphs H_e to G_i to obtain G_{i+1} .

newly added edges converge to 0, the distance between v and the end of the ray R is 0, and the distance between w and the end of the ray S is also 0. Thus the union of e with the arc $W_e \setminus L_e$ is a topological circle C_e .

Having performed this operation for every edge e of C_i we obtain the new graph G_{i+1} . We now let $F_{i+1} := \sum_{e \in E(C_i)} E(C_e)$. Moreover, let C_{i+1} be the topological circle in $|G_{i+1}|_\ell$ obtained from C_i by replacing each edge $e \in E(C_i)$ by the arc $C_e \setminus \dot{e} = W_e \setminus L_e$. This completes step $i + 1$. Note that

$$E(C_{i+1}) = E(C_i) + F_{i+1}, \quad (7)$$

thus assuming, inductively, that $\sum_{j \leq i} F_j = E(C_i)$, we obtain $\sum_{j \leq i+1} F_j = E(C_{i+1})$.

Let $\ell_i := \sum_{e \in F_i} \ell(e)$. As the circles C_i and C_{i+1} are edge-disjoint, (7) implies $F_i = E(C_i) \cup E(C_{i+1})$, and thus

$$\ell_i = \sum_{e \in E(C_{i+1})} \ell(e) + \sum_{e \in E(C_i)} \ell(e).$$

By (6) and the definition of C_{i+1} we obtain $\sum_{e \in E(C_{i+1})} \ell(e) < \frac{1}{2} \sum_{e \in E(C_i)} \ell(e)$. Plugging this inequality twice (for two subsequent values of i) into the above equation yields $\ell_i < \frac{\ell_{i-1}}{2}$. Thus the family $(F_i)_{i \in \mathbb{N}}$ does have finite total length.

Now as $F_i = E(C_i) \cup E(C_{i+1})$ and the circles C_i and C_{i+1} are edge-disjoint, every edge in $\bigcup F_i$ appears in precisely two members of (F_i) and thus $\sum_{i \in \mathbb{N}} F_i = \emptyset$. We can now slightly modify the family (F_i) to obtain a new finite-length family (F'_i) of circuits of proper circles in $G = \bigcup G_i$ the sum of which is a single edge: pick an edge f of C_0 , remove from F_1 the circuit of C_f , then remove from F_2 all circuits of circles C_e corresponding to edges e that lie in C_f , and so on. For the resulting family (F'_i) we then have $\sum_{i \in \mathbb{N}} F'_i = \{f\}$, and as (F'_i) has finite total length the singleton $\{f\}$ is an element of \mathcal{C}_ℓ , and in fact a pathological one as the endvertices of f are distinct points in $|G|_\ell$.

Transforming this example to a locally finite one with the same properties is easy. The intuitive idea is to replace each vertex of infinite degree of G by an end and its incident edges by double rays “connecting” the corresponding ends. More precisely, let H be a copy of the graph of Figure 5, and subdivide every edge $e = uv$ of H into two edges $ux_e, x_e v$ to obtain the graph H' ; assign lengths to the new edges so that $\ell(ux_e) + \ell(x_e v) = \ell(uv)$. Then, for every vertex $u \in V(H') \cap (V(H) \setminus V(L))$, replace each (subdivided) edge ux_e incident with u by a ray starting at x_e and having total length $\ell(ux_e)$, and make all these

rays converge to the same point by joining them by infinitely many new edges with lengths tending to zero. Denote the end containing these (now equivalent) rays by ω_u , and note that the lengths of the newly added edges can be chosen so that the distance between any two such ends ω_u, ω_v of the new graph equals the distance between u and v in H . This gives rise to a new graph H'' , and we may use H'' instead of H as a building block in the above construction of G , to obtain a locally finite graph similar to G ; instead of the attaching operation of Figure 7 we would now use an operation as indicated in Figure 8 (and instead of attaching, at step $i + 1$, a new copy of H'' for each edge of C_i we will attach a new copy of H'' for each double ray in C_i).

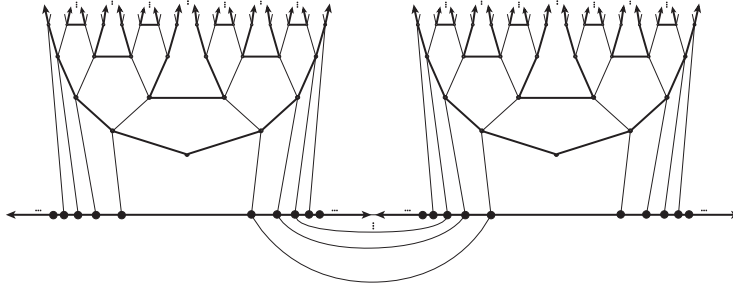


Figure 8: Modifying the construction of G to make it locally finite.

Example 5.1 and our previous discussion show that the edge-sets of circles do not reflect the structure of a graph accurately enough, so we will take another tack: in the following section we are going to study circles from the point of view of singular homology.

5.3 The singular-homology point of view

The topological cycle space \mathcal{C} of a locally finite graph G , discussed in Sections 1.3 and 5.1, bears some similarity to the first singular homology group H_1 of $|G|$, as both are based on circles, i.e. closed 1-simplices, in $|G|$. Diestel and Sprüssel [15] investigated the precise relationship between $\mathcal{C}(G)$ and $H_1(|G|)$, and found out that they are not the same: they defined a canonical mapping $f : H_1(|G|) \rightarrow \mathcal{C}(G)$ that assigns to every class $c \in H_1(|G|)$ the set of edges traversed by one (and thus, as they prove, by every) representative of c an odd number of times—assuming both \mathcal{C} and H_1 are defined over the group \mathbb{Z}_2 —and showed that f is a group homomorphism that is surjective, but not necessarily injective. Example 5.2 below shows their construction of a non-zero element of $H_1(|G|)$ that f maps to the zero element of $\mathcal{C}(G)$.

Example 5.2. The space X (solid lines) depicted in Figure 9 can be thought of as either the Freudenthal compactification $|G|$ of the infinite ladder G , or as a subset of the euclidean plane; note that the two spaces are homeomorphic, since the set of vertices converges to a single limit point in both of them.

Let σ be the 1-simplex indicated by the dashed curve. This simplex starts and ends at the upper-left vertex, traverses every horizontal edge twice in each direction, and traverses every vertical edge once in each direction. Thus it is

mapped to the zero element of $\mathcal{C}(G)$ by the mapping f . However, Diestel and Sprüssel [15] proved that σ does not belong to the zero element of $H_1(|G|)$.

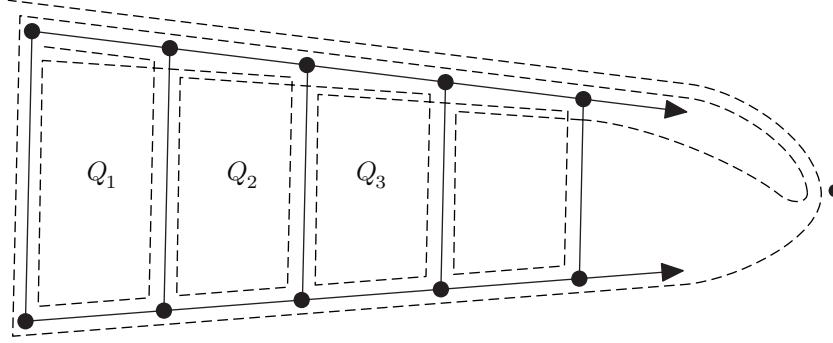


Figure 9: The 1-simplex of Diestel and Sprüssel. It traverses each edge the same number of times in each direction, but it is not null-homologous.

In what follows we are going to modify H_1 into a new homology group H_ℓ that does coincide with \mathcal{C} if applied to $|G|$, and moreover generalises properties of \mathcal{C} when applied to an arbitrary continuum. The main idea is to impose a pseudo-metric on H_1 and identify elements with each other if their distance is 0. (Here we will constrain ourselves to dimension 1 for simplicity, but the construction can be carried out for any dimension, see [18].)

For this, let X be a metric space and define an *area-extension* of X to be a metric space X' , in which X is embedded by a fixed isometry $i : X \rightarrow X'$, such that each component of $X' \setminus i(X)$ is either a disc or a cylinder. The *area* of this extension is the sum of the areas of the components of $X' \setminus i(X)$.

We now define a pseudo-metric d_1 on the first singular homology group $H_1(X)$ of X . Given two elements $[\phi], [\chi]$ of $H_1(X)$, where ϕ and χ are 1-chains, let $d_1([\phi], [\chi])$ be the infimum of the areas of all area-extensions X' of X such that ϕ and χ belong to the same element of $H_1(X')$.

It follows easily by the definitions that d_1 satisfies the triangle inequality. However, d_1 is not a metric, since there may exist $c \neq f \in H_1$ with $d_1(c, f) = 0$; indeed, for the class c of the simplex of Example 5.2 we have $d_1(c, \emptyset) = 0$, although c is not the zero element \emptyset of H_1 ; to see that $d_1(c, \emptyset) = 0$, let Q_j be the j th 4-gon in the space X of Example 5.2, and consider the area-extension X^i of X obtained by pasting to X the plane discs bounded by all 4-gons Q_j for $j > i$. Easily, X is indeed isometrically embedded in X^i . It is straightforward to check that the simplex σ of Example 5.2 is null-homologous in X^i . Moreover, the area of X^i is finite for every i , and this area tends to 0 as i grows to infinity. Thus by the definition of d_1 , we have $d_1(c, \emptyset) = 0$ as claimed.

Declaring $c, f \in H_1$ to be equivalent if $d_1(c, f) = 0$ and taking the quotient with respect to this equivalence relation we obtain the group $H'_\ell = H'_\ell(X)$; the group operation on H'_ℓ can be naturally defined for every $c, d \in H'_\ell$ by letting $c + d$ be the equivalence class of $\alpha + \beta$ where $\alpha \in c$ and $\beta \in d$. To see that this sum is well defined, i.e. does not depend on the choice of α and β , note that the union of two area-extensions of X , of area at most ϵ each, is an area-extension of X of area at most 2ϵ .

Now d_1 induces a distance function on H'_ℓ , which we will, with a slight abuse, still denote by d_1 . It is not hard to prove that d_1 is now a metric on H'_ℓ ; see [18] for details. We now define our desired group $H_\ell = H_\ell(X)$ to be the completion of the metric space (H'_ℓ, d) . (The operation of H_ℓ is defined, for every $C, D \in H_\ell$, by $C + D := \lim_i (c_i + d_i)$ where $(c_i)_{i \in \mathbb{N}}$ is a Cauchy sequence in C and $(d_i)_{i \in \mathbb{N}}$ is a Cauchy sequence in D .)

It can be proved that $\mathcal{C}(G)$, where G is a locally finite graph, is a special case of H_ℓ :

Theorem 5.3 ([18]). *If $\sum_{e \in E(G)} \ell(e) < \infty$ then $H_\ell(|G|_\ell)$ is isomorphic to $\mathcal{C}(G)$.*

(Recall that if $\sum_{e \in E(G)} \ell(e) < \infty$ then $|G|_\ell \approx |G|$ by Theorem 1.1.) The isomorphism of Theorem 5.3 is canonical, assigning to the class corresponding to a circle C in $|G|_\ell$ the set of edges traversed by C .

The interested reader will check that H_ℓ also behaves well with respect to Example 5.1. The important observation is that for every i there is an area-extension X^i of the space $|G|_\ell$ there in which all circles C_j for $j > i$ become homologous to each other, and by the choice of the lengths of the circles W_e , the X^i can be constructed so that the area of X^i tends to 0 as i grows to infinity.

Having seen Theorem 5.3, we could try to use H_ℓ to extend results about the cycle space of a finite or locally finite graph to other spaces, for example non-locally-finite graphs (recall our discussion in Section 5.1). But in order to be able to do so we would first have to interpret those results into a more “singular” language. In this and the next section we are going to see three examples of how this can be accomplished.

The main result of [18] is that H_ℓ extends the following fundamental property of $\mathcal{C}(G)$:

Lemma 5.4 ([9, Theorem 8.5.8]). *Every element of $\mathcal{C}(G)$ is a disjoint union of circuits.*

Lemma 5.4 has found several applications in the study of $\mathcal{C}(G)$ [5, 12, 22] and elsewhere [21], and several proofs have been published [20]. The following theorem generalises Lemma 5.4 to $H_\ell(X)$ in case X is a compact metric space.

Recall that an 1-cycle is a (finite) formal sum of 1-simplices that lies in the kernel of the boundary operator $\partial_1 : C_1 \rightarrow C_0$ ([26]). A *representative* of $C \in H_\ell$ is an infinite sequence $(z_i)_{i \in \mathbb{N}}$ of 1-cycles z_i such that the sequence $(\sum_{j \leq i} z_j)_{i \in \mathbb{N}}$ is a Cauchy sequence in C , where \bar{z} denotes the element of H'_ℓ corresponding to the 1-cycle z . (One can think of a representative as an “1-cycle” comprising infinitely many 1-simplices.) For an 1-cycle z we define its *length* $\ell(z)$ to be the sum of the lengths of the simplices appearing in z with a non-zero coefficient. Note that the coefficients of the 1-simplices in z do not play any role in the definition of $\ell(z)$ as long as they are non-zero; in particular, $\ell(z) \geq 0$ for every z .

Theorem 5.5 ([18]). *For every compact metric space X and $C \in H_\ell(X)$, there is a representative $(z_i)_{i \in \mathbb{N}}$ of C that minimizes $\sum_i \ell(z_i)$ among all representatives of C . Moreover, $(z_i)_{i \in \mathbb{N}}$ can be chosen so that each z_i is a circlex.*

(See Section 2.2 for the definition of circlex.)

Theorem 5.5 in conjunction with Theorem 5.3 imply in particular Lemma 5.4. Indeed, given a locally finite graph G , pick an assignment $\ell : E(G) \rightarrow \mathbb{R}_*^+$ with $\sum_{e \in E(G)} \ell(e) < \infty$; now each element C of $\mathcal{C}(G)$ corresponds, by Theorem 5.3, to an element $f(C)$ of $H_\ell(|G|_\ell) = H_\ell(|G|)$ (where we applied Theorem 1.1). Applying Theorem 5.5 to $f(C)$ we obtain the representative $(z_i)_{i \in \mathbb{N}}$ where each z_i is a circlex. Note that no edge e can be traversed by both z_i and z_j for $i \neq j$, for if this was a case then we could “glue” z_i and z_j together after removing the edge e from both, to obtain a new representative $(z'_i)_{i \in \mathbb{N}}$ of $f(C)$ with $\sum_i \ell(z'_i) = \sum_i \ell(z_i) - 2\ell(e)$, contradicting the choice of (z_i) . It follows that $\{E(z_i) \mid i \in \mathbb{N}\}$ is a set of pairwise disjoint circuits whose union is C .

6 Geodetic circles and MacLane’s planarity criterion

A cycle in a graph G is *geodetic*, if for every $x, y \in V(C)$ one of the two x - y paths in C is a shortest x - y path also in the whole graph G . More generally, a circle C in a metric space (X, d) is *geodetic*, if for every $x, y \in C$ one of the two x - y arcs in C has length $d(x, y)$. If X is a finite graph then it is an easy, but interesting, fact that its geodetic circles generate its cycle space [22]. The following conjecture is an attempt to generalise this fact to an arbitrary continuum, or at least to an arbitrary compact $|G|_\ell$, using the homology group H_ℓ of Section 5.

For a set $U \subseteq H_\ell$, or $U \subseteq H'_\ell$, let $\langle U \rangle$ be the set of elements of H_ℓ that can be written as a sum of finitely many elements of U , and define the *span* $\langle U \rangle$ of U to be the closure of $\langle U \rangle$ in (the metric space) H_ℓ . We say that U *generates* H_ℓ if $\langle U \rangle = H_\ell$.

Call a circlex *geodetic* if its image is a geodetic circle.

Conjecture 6.1. *Let G, ℓ be such that $|G|_\ell$ is compact, and let U be the set of elements $\overline{1}\chi \in H'_\ell$ such that χ is a geodetic circlex. Then U generates H_ℓ .*

(Again, \overline{z} denotes the element of H'_ℓ corresponding to the 1-cycle z .)

Conjecture 6.1 could also be formulated for an arbitrary compact metric space instead of $|G|_\ell$.

In [22] a variant of Conjecture 6.1 was proved for the special case when $|G|_\ell \approx |G|$, although, the notion of geodetic circle used there was slightly different: the length of an arc or circle was taken to be the sum of the lengths of the edges it contains, and geodetic circles were defined with respect to that notion of length. However, in the special case when $\sum_{e \in E(G)} \ell(e) < \infty$, Lemma 3.1 and Lemma 4.4 imply that our notion of geodetic circle coincides with that of [22], and thus the main result of that paper implies that Conjecture 6.1 is true if $\sum_{e \in E(G)} \ell(e) < \infty$. Conversely, a proof of Conjecture 6.1 would imply the main result of [22] for that case.

If we drop the requirement that $|G|_\ell$ be compact in Conjecture 6.1 then it becomes false as shown by the following example.

Example 6.1. In the graph of Figure 10 no geodetic circle contains the edge e . To prove this, let us first claim that any geodetic circle C containing e must visit both boundary points x, y ; for if not, then C must contain a vertical edge $f = uv$ from the upper or the bottom row, and then it is possible to shortcut

C by replacing f by a finite u - v path to the right of f that is shorter than f . Thus, C must contain an x - y arc, but it is easy to see that there is no shortest x - y arc, so C cannot be geodetic. It is now straightforward to prove that if D is an element of H_ℓ corresponding to a cycle of this graph containing e , then D is not in the span $\langle U \rangle$ of the set U of Conjecture 6.1.

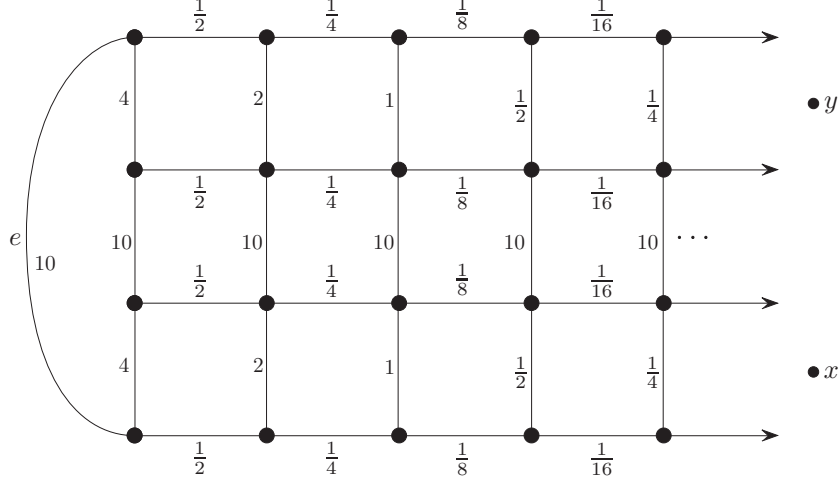


Figure 10: An example showing that Conjecture 6.1 is false if $|G|_\ell$ is not compact.

MacLane's well-known planarity criterion characterises planar graphs in algebraic terms (see also [9, Theorem 4.5.1]):

Theorem 6.2 ([29]). *A finite graph is planar if and only if its cycle space $\mathcal{C}(G)$ has a simple generating set.*

A generating set of $\mathcal{C}(G)$ is called *simple* if no edge appears in more than two of its elements.

Bruhn and Stein generalised Theorem 6.2 to locally finite graphs [5]. Our next conjecture is an attempt to characterise all planar continua in algebraic terms in a way similar to Theorem 6.2. In order to state it, call a set S of circlexes in a metric space X *simple* if for every 1-simplex σ in X there are at most 2 elements of S that have a sub-simplex homotopic to σ .

Conjecture 6.2. *Let X be a compact metrizable space that contains no topological disc. Then X is embeddable in S^2 if and only if there is a simple set S of circlexes in X and a metric d inducing the topology of X so that the set $U := \{\overline{\chi} \in H_\ell(X) \mid \chi \in S\}$ generates H_ℓ .*

7 Line graphs

In this section we are going to prove Theorem 1.4; let us repeat it here:

Theorem. *If G is a countable graph and $ETOP(G)$ has a topological Euler tour then $MTOP(L(G))$ has a Hamilton circle.*

Before proving this, let me argue that it is indeed necessary to use both topologies $ETOP$ and $MTOP$ in its statement (we can replace $ETOP$ by $ETOP'$ though).

Firstly, if G is a non-locally-finite graph then $MTOP(G)$ never has a topological Euler tour: for if $\sigma : S^1 \rightarrow MTOP(G)$ is such a topological Euler tour and x a vertex of G of infinite degree, then as σ has to traverse all the edges incident with x , its domain S^1 must contain a point z that is an accumulation point of an infinite set of intervals each of which is mapped to a distinct edge of x . This point z can only be mapped to x by σ , but as x has open neighbourhoods in $MTOP(G)$ that contain no other vertex except x , σ fails to be continuous at the point z , a contradiction. On the other hand, if G is a countable connected graph then it follows from Lemmas 7.1 and 7.2 below that the existence of a topological Euler tour in $ETOP(G)$ is equivalent to the assertion that G has no finite cut of odd cardinality. Thus the “right” topology to look for a topological Euler tour is $ETOP$.

What if we try to replace $MTOP(L(G))$ in Theorem 1.4 by $ETOP(L(G))$? Consider the graph G in Figure 11. For this graph we can easily find a topological Euler tour in $ETOP(G)$. Moreover, $ETOP(L(G))$ consists of $L(G)$ and precisely one additional point ω , namely, the equivalence class containing $\{e, f, g, h\}$ and the unique edge-end of $L(G)$. Thus, if there is a Hamilton circle H in $ETOP(L(G))$, then H must consist of ω and a double ray containing all vertices of $L(G)$ except e, f, g and h . But it is easy to see that such a ray does not exist in $L(G)$. One way to go around this is to consider the topology $ETOP'(L(G))$ instead of $ETOP(L(G))$, that is, consider $\{e, f, g, h\}$ as distinct points with the same set of open neighbourhoods. In this case we would obtain a Hamilton circle in $ETOP'(L(G))$, but the interested reader can check that no such Hamilton circle H can have the property that every vertex of $L(G)$ is incident with two edges in H : some of the vertices e, f, g, h would have to be an accumulation point in H of other vertices. The Hamilton circle H we are going to construct in the proof of Theorem 1.4 however, does have the property that every vertex x is incident with two edges in H : since x has open neighbourhoods in $MTOP(L(G))$ that contain no other vertex, a continuous injective mapping $\tau : S^1 \rightarrow MTOP(L(G))$ can only reach x along an edge and must use another edge to leave it.

We will now prove Theorem 1.4. In order to do so we will first need to characterize the graphs G for which $ETOP(G)$ has a topological Euler tour. This is achieved by the following two lemmas.

Lemma 7.1. *If $ETOP(G)$ or $ETOP'(G)$ has a topological Euler tour then G has no finite cut of odd cardinality.*

Proof. Since a topological Euler tour in $ETOP'(G)$ easily induces a topological Euler tour in $ETOP(G)$ (by replacing each point with its equivalence class) it suffices to prove the assertion for $ETOP(G)$. Let F be a finite cut of G , and let the set $F' \subset ETOP(G)$ consist of a choice of one inner point from each edge in F . Then by the definition of $ETOP'(G)$, $ETOP(G) \setminus F'$ is the union of two disjoint open sets. It is now easy to see that any continuous image of S^1 in $ETOP(G)$ must “cross” F an even number of times, proving that if $|F|$ is odd then $ETOP(G)$ cannot have a topological Euler tour. \square

In [21, Theorem 4] it was proved that if for a locally finite graph G there is

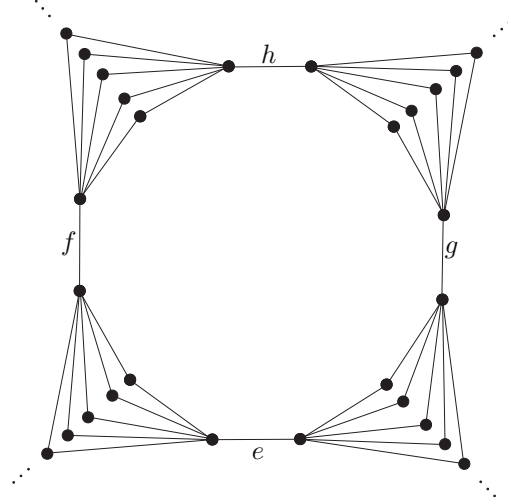


Figure 11: A case in which $ETOP(G)$ is eulerian but $ETOP(L(G))$ is not hamiltonian.

a topological Euler tour σ in $|G|$, then σ can be chosen so that it visits every end of G precisely once. Our next lemma extends this to a countable G . The aforementioned statement was used in the same paper to prove the locally finite version of Theorem 1.4, by starting with such a topological Euler tour σ of G and modifying it in the obvious way to obtain a Hamilton circle H of $L(G)$; the extra condition on σ was used there to make sure that H visits no end of $L(G)$ more than once. Similarly, the now more elaborate condition on σ in the following lemma will be necessary in order to make sure that the Hamilton circle we will be constructing in the proof of Theorem 1.4 will be injective at the boundary points.

Lemma 7.2. *If G is a countable connected graph that has no finite cut of odd cardinality then $ETOP'(G)$ has a topological Euler tour σ . Moreover, σ can be chosen so that for every two distinct points $x, y \in S^1$ each of which is an accumulation point of preimages (under σ) of vertices of G , the points $\sigma(x)$ and $\sigma(y)$ can be separated in $ETOP'(G)$ by finitely many edges (in particular, $\sigma(x) \neq \sigma(y)$).*

Proof. Clearly G has a finite cycle C , because otherwise every edge would be a cut of cardinality 1. Fix a continuous function $\sigma_0 : S^1 \rightarrow C$, that maps a closed, non-trivial interval of S^1 to each vertex and edge of C (here an edge contains its endvertices).

We will now inductively, in ω steps, define a topological Euler tour σ in $ETOP'(G)$. After each step i we will have defined a finite set of edges F_i and a continuous surjection $\sigma_i : S^1 \rightarrow \overline{F_i}$, where $\overline{F_i}$ is the subspace of $ETOP'(G)$ consisting of all edges in F_i and their incident vertices. In addition, we will have chosen a set of vertices S_i in $\overline{F_i}$, with the property that every component of $G - F_i$ is incident with at most one vertex in S_i . For each vertex $v \in S_i$, we will choose a closed interval $I_v = I_v^i$ of S^1 mapped to v by σ_i . (These intervals will be used in subsequent steps to accommodate the parts of the graph not yet in the image of σ_i). Then, at step $i + 1$, we will pick a suitable set of

finite circuits in $E(G) - F_i$, put them into F_i to obtain F_{i+1} , and modify σ_i to $\sigma_{i+1} : S^1 \rightarrow \overline{F_{i+1}}$. We might also add some vertices to S_i to obtain S_{i+1} .

To begin with, let $F_0 = E(C)$, $S_0 = \emptyset$ and σ_0 as defined above. Let e_1, e_2, \dots be an enumeration of the edges of G . Then, for $i = 1, 2, \dots$, perform a step of the following type. In step i , let for a moment $S_i = S_{i-1}$ and consider the components of $G - F_{i-1}$, which are finitely many since F_{i-1} is finite. For every such component, say D , there is by the inductive hypothesis at most one vertex $v = v_D \in S_i$ incident with D . If there is none, then just pick any vertex v incident with both D and F_{i-1} , put it into S_i , and let I_v be any maximal interval of S^1 mapped to v by σ_{i-1} ; recall that by the construction of the σ_i , I_v is non-trivial.

We claim that every edge in $G - F_{i-1}$ lies in a finite cycle. Indeed, if some edge $e = wz \in E(G) \setminus F_{i-1}$ does not, then $\{e\} \cup F_{i-1}$ separates w from z in G . But then, let $\{W, Z\}$ be a bipartition of the vertices of G such that $w \in W$, $z \in Z$, and there are no edges between W and Z in $G - (\{e\} \cup F_{i-1})$. Let $E(W, Z)$ be the set of edges in G between W and Z . Since F_{i-1} is a finite edge-disjoint union of finite circuits, $|E(W, Z) \cap F_{i-1}|$ is even; thus $E(W, Z) \ni e$ is an odd cut of G , which contradicts our assumption.

Similarly, if D is any component of $G - F_{i-1}$ and we let $j = j_D := \min\{k \mid e_k \in E(D)\}$, then D contains a finite edge-set C_D in D such that C_D is incident with v_D , it contains the edge e_j , and $C_D = C_1 \cup \dots \cup C_k$ where the C_i are pairwise disjoint finite circuits and C_i is incident with C_{i-1} for every $1 < i \leq k$. Indeed, if e_j happens to be incident with v_D then we let C_D consist of a single circuit containing e_j , and if not we pick a shortest v_D - e_j path P , let C_1 be a finite circuit in D containing the first edge of P , let C_2 be a finite circuit in $D - C_1$ containing the first edge of P not in C_1 , and so on; such a C_2 exists by a similar argument as in the previous paragraph. If v has infinite degree then we slightly modify the choice of C_D so that, in addition to the above requirements, C_D contains at least 4 edges incident with v . Let F_i be the union of F_{i-1} with all these edge-sets C_D , one for each component D of $G - F_{i-1}$.

Then, to obtain σ_i from σ_{i-1} , for each component D of $G - F_{i-1}$, let σ_i map $I_v = I_{v_D}^{i-1}$ continuously to C_D , in such a way that every edge in C_D is traversed precisely once, and each time a point $x \in I_v$ is mapped to some vertex w (incident with C_D) there is a (closed) non-trivial subinterval $J \ni x$ of I_v such that every point of J is mapped to w ; however, make sure that each such subinterval J has length at most 2^{-i} . This defines σ_i . To complete step i , we still have to define the interval I_v^i for every $v \in S_i$. If step i did not affect v yet, that is, if we did not modify the image of I_v^{i-1} when defining σ_i from σ_{i-1} (which happens if all edges of v were in F_{i-1}), then we let $I_v^i := I_v^{i-1}$. If we did modify the image of I_v^{i-1} , then we let I_v^i be one of the maximal (closed) subintervals of I_v^{i-1} mapped by σ_i to v ; such an interval always exists and is non-trivial by the construction of σ_i . If, in addition, v has infinite degree, then since by the choice of the C_D there are at least 4 edges in some C_D incident with $v = v_D$, there is an inner maximal subinterval I' of I_v mapped to v by σ_i , and we let $I_v^i := I'$. This completes step i .

We claim that for every point $x \in S^1$ the images $\sigma_i(x)$ converge to a point in $ETOP'(G)$. Indeed, since $ETOP'(G)$ is compact, $(\sigma_i(x))_{i \in \mathbb{N}}$ has a subsequence converging to a point y in $ETOP'(G)$. Moreover, by the choice of the C_D , for every edge $e_j \in E(G)$ there is an i so that $e_j \in F_m$ holds for all $m \geq i$. Thus, for every basic open set O of y there is an i such that the component C of $G - F_i$

in which y lives is a basic open set of y (up to some half edges) contained in O , and so C contains an element p of $(\sigma_i(x))_{i \in \mathbb{N}}$. By the definition of the σ_i , if x is mapped to a point p by σ_{i+1} , then for all steps succeeding step $i+1$ the image of x will lie in the component of $G - F_i$ that contains p . This means that C , and thus O , contains all but finitely many members of $(\sigma_i(x))_{i \in \mathbb{N}}$, and so the whole sequence $(\sigma_i(x))_{i \in \mathbb{N}}$ converges to y .

Hence we may define a map $\sigma : S^1 \rightarrow ETOP'(G)$ mapping every point $x \in S^1$ to a limit of $(\sigma_i(x))_{i \in \mathbb{N}}$.

Our next aim is to prove that σ is continuous. For this, we have to show that the preimage of any basic open set of $ETOP'(G)$ is open. This is obvious for basic open sets of inner points of edges. For every other point $y \in \Omega' \cup V$, the sequence of basic open sets of y that arise after deleting $F_i, i \in \mathbb{N}$ is converging, so it suffices to consider the basic open sets of that form, and it is straightforward to check that their preimages are indeed open. Thus σ is continuous, and since by construction it traverses each edge exactly once it is a topological Euler tour.

Call two points in $\Omega' \cup V$ *equivalent* if they cannot be separated by a finite edgeset. Call a point $x \in S^1$ a *hopping point* if x lies in an interval of the form I_v^i for every step i (but perhaps for a different vertex v in different steps). We now claim that

for every two distinct hopping points $x, y \in S^1$, $\sigma(x)$ and $\sigma(y)$ are not equivalent. (*)

Indeed, for any point $p \in ETOP'(G)$, there is in every step i at most one vertex v in S_i meeting the component C of $G - F_i$ in which p lives. Moreover, all points equivalent to p also live in C . Thus I_v is the only interval of S^1 in which p and its equivalent points can be accommodated. Since I_v gets subdivided after every step, there is only one point of S^1 that can be mapped by σ to a point equivalent to p .

Since by construction the only points of S^1 that can be accumulation points of preimages under σ of vertices are the hopping points, the second part of the assertion of Lemma 7.2 follows from (*). □

Proof of Theorem 1.4. Let G be a countable graph such that $ETOP(G)$ has a topological Euler tour. Then G has no finite cut of odd cardinality by Lemma 7.1; thus $ETOP'(G)$ has a topological Euler tour σ as provided by Lemma 7.2.

Let v be a vertex of infinite degree. It follows easily by the choice of the circuits C_D and the intervals $I_{v_D}^i$ in the proof of Lemma 7.2, that whenever σ runs into v along an edge then it must also leave v along an edge (rather than along an arc containing a double ray); formally, this fact can be stated as follows:

For any interval I of S^1 with $\sigma(I) = \{v\}$, if there is an interval $I' \supset I$ of S^1 such that $\sigma(I') \subseteq e$ where e is an edge (incident with v) in $ETOP(G)$, then there is an interval $I'' \supset I'$ of S^1 such that $I'' \setminus I$ is disconnected and $\sigma(I'') \subseteq e \cup e'$, where e' is also an edge in $ETOP(G)$. (◇)

(We stated (◇) only for vertices of infinite degree because it is only interesting for such vertices; it is trivially true for vertices of finite degree).

We are now going to transform σ into a Hamilton circle τ of $MTOP(L(G))$. Note that if a set $F \subseteq E(G)$ converges in $ETOP(G)$ then $F \subseteq V(L(G))$ also converges in $MTOP(L(G))$; to see this, recall that the basic open sets in $ETOP(G)$ are defined by removing finite edge-sets, while the basic open sets in $MTOP(L(G))$ are defined by removing finite vertex sets. Thus we can define a function π mapping any edge-end ω of G to the end of $L(G)$ to which the edge-set of any ray in ω converges, and it is straightforward to check that π is well defined. Moreover, for any vertex v of infinite degree in G let $\pi'(v)$ be the accumulation point of $E(v)$ in $MTOP(L(G))$.

We now transform σ into a new mapping σ' , which we will then slightly modify to obtain the required Hamilton circle in $MTOP(L(G))$. Let $\sigma' : S^1 \rightarrow |L(G)|$ be the mapping defined as follows:

- σ' maps the preimage under σ of each edge $e \in E(G)$ to $e \in V(L(G))$;
- for each interval I of S^1 mapped by σ to a trail $ueye'w$ where u, y, w are vertices, define I' to be the (non-trivial) subinterval of I mapped by σ to y , and let σ' map I' continuously and bijectively to the edge $ee' \in E(L(G))$;
- if $\sigma(x) = \omega \in \Omega'(G)$ then let $\sigma'(x) = \pi(\omega)$.
- if $\sigma(x) = v$ where v is a vertex of infinite degree in G and x does not lie in an interval I of S^1 mapped by σ to a trail $ueve'w$ (which can be the case if x is a hopping point), then let $\sigma'(x) = \pi'(v)$.

It follows by the construction of σ' and (\diamond) that the image of σ' does not contain any vertex of G , in other words, that $\sigma'(S^1) \subseteq MTOP(L(G))$.

By construction, σ' maps a non-trivial interval to every vertex it traverses, which we do not want since a Hamilton circle must be injective; however, it is easy to modify σ' locally to obtain a mapping $\tau : S^1 \rightarrow |L(G)|$ that maps a single point to each vertex.

It follows easily by the continuity of σ and the definition of π and π' that σ' , and thus τ , is continuous. Since σ is a topological Euler tour of G , τ visits every vertex of $L(G)$ precisely once. Moreover, the second part of the assertion of Lemma 7.2 implies that τ visits no end more than once, which means that it is injective. Since S^1 is compact and $|L(G)|$ Hausdorff, Lemma 2.5 implies that τ is a homeomorphism, and thus a Hamilton circle of $MTOP(L(G))$. \square

Having seen Theorem 1.4 and the discussion in Section 1.5, it is natural to ask if the following is true: for every graph G and $\ell : E(G) \rightarrow \mathbb{R}_*^+$, if $|G|_\ell$ has a topological Euler tour then $|L(G)|_{\ell_L}$ —as defined in Section 1.5— has a Hamilton circle. This is however not the case: suppose G and ℓ are such that $|G|_\ell$ has a topological Euler tour and the boundary of $|L(G)|_{\ell_L}$ contains a subspace I homeomorphic to the unit interval —which can easily happen, see Theorem 4.7. Then, $|L(G)|_{\ell_L}$ cannot have a Hamilton circle τ , because the preimage of I under τ must be totally disconnected and τ would then induce a homeomorphism between I and a totally disconnected set.

8 Outlook

In this paper we studied several aspects of ℓ -TOP, proving basic facts and discussing applications. I expect that the current work will lead to interesting

research in the future, and I hope that other researchers will contribute.

Some open problems were suggested here, but there are also other directions in which further work could develop. The general theory developed in this paper may offer a framework for other specific compactifications of infinite graphs that, next to the Freudenthal and the hyperbolic compactification —see Section 1.1— have applications in the study of infinite graphs and groups. A further possibility would be to study brownian motion on the space $|G|_\ell$, and seek interactions with the study of electrical networks as discussed in Section 1.2. Finally, the new homology described in Section 5 suggests interactions between the study of infinite graphs and other spaces, e.g. like in Conjecture 6.2, that may be worth following up.

Acknowledgement

I am grateful to the student in Haifa who pointed out to me the proof of Corollary 3.2. I regret I did not ask his name.

References

- [1] M.A. Armstrong. *Basic Topology*. Springer-Verlag, 1983.
- [2] H. Bruhn. The cycle space of a 3-connected locally finite graph is generated by its finite and infinite peripheral circuits. *J. Combin. Theory (Series B)*, 92:235–256, 2004.
- [3] H. Bruhn, R. Diestel, and M. Stein. Cycle-cocycle partitions and faithful cycle covers for locally finite graphs. *J. Graph Theory*, 50:150–161, 2005.
- [4] H. Bruhn, S. Kosuch, and M. Win Myint. Bicycles and left-right tours in locally finite graphs. Preprint 2007.
- [5] H. Bruhn and M. Stein. MacLane’s planarity criterion for locally finite graphs. *J. Combin. Theory (Series B)*, 96:225–239, 2006.
- [6] H. Bruhn and M. Stein. On end degrees and infinite circuits in locally finite graphs. *Combinatorica*, 27:269–291, 2007.
- [7] M. Coornaert, T. Delzant, and A. Papadopoulos. *Géométrie et théorie des groupes. Les groupes hyperboliques de Gromov*, volume 1441 of *Lecture notes in Math*. Springer-Verlag, 1990.
- [8] R. Diestel. The cycle space of an infinite graph. *Comb., Probab. Comput.*, 14:59–79, 2005.
- [9] R. Diestel. *Graph Theory* (3rd edition). Springer-Verlag, 2005.
Electronic edition available at:
<http://www.math.uni-hamburg.de/home/diestel/books/graph.theory>.
- [10] R. Diestel. End spaces and spanning trees. *J. Combin. Theory (Series B)*, 96:846–854, 2006.

- [11] R. Diestel and D. Kühn. Graph-theoretical versus topological ends of graphs. *J. Combin. Theory (Series B)*, 87:197–206, 2003.
- [12] R. Diestel and D. Kühn. On infinite cycles I. *Combinatorica*, 24:68–89, 2004.
- [13] R. Diestel and D. Kühn. On infinite cycles II. *Combinatorica*, 24:91–116, 2004.
- [14] R. Diestel and D. Kühn. Topological paths, cycles and spanning trees in infinite graphs. *Europ. J. Combinatorics*, 25:835–862, 2004.
- [15] R. Diestel and P. Sprüssel. The homology of locally finite graphs with ends. preprint 2008.
- [16] W. J. Floyd. Group completions and limit sets of Kleinian groups. *Invent. math.*, 57:205–218, 1980.
- [17] H. Freudenthal. Über die Enden topologischer Räume und Gruppen. *Math. Zeitschr.*, 33:692–713, 1931.
- [18] A. Georgakopoulos. Cycle decompositions in graphs and continua. In Preparation.
- [19] A. Georgakopoulos. Kirchhoff’s second law for infinite circles. In Preparation.
- [20] A. Georgakopoulos. Topological cycles and Euler tours in locally finite graphs. Preprint 2007.
- [21] A. Georgakopoulos. Infinite hamilton cycles in squares of locally finite graphs. *Adv. Math.*, 220:670–705, 2009.
- [22] A. Georgakopoulos and P. Sprüssel. Geodesic topological cycles in locally finite graphs. Submitted.
- [23] E. Ghys and P. de la Harpe. *Sur les groupes hyperboliques, d’après M. Gromov*, volume 83 of *Progress in Math.* Birkhäuser, Boston, 1990.
- [24] M. Gromov. Hyperbolic Groups. In *Essays in group theory (ed. S. M. Gersten)*, *MSRI series vol. 8*, pages 75–263. Springer, New York, 1987.
- [25] D.W. Hall and G.L. Spencer. *Elementary Topology*. John Wiley, New York 1955.
- [26] A. Hatcher. *Algebraic Topology*. Cambridge Univ. Press, 2002.
- [27] I. Kapovich and N. Benakli. Boundaries of hyperbolic groups. In *Combinatorial and Geometric Group Theory (R. Gilman et al, editors)*, volume 296 of *Contemporary Mathematics*, pages 39–94. 2002.
- [28] R. Lyons and Y. Peres. *Probability on Trees and Networks*. Cambridge University Press. In preparation, current version available at <http://mypage.iu.edu/~rdlyons/prbtree/prbtree.html>.

- [29] S. MacLane. A combinatorial condition for planar graphs. *Fund. Math.*, 28:22–32, 1937.
- [30] D. Vogt R. Meise. *Introduction to Functional Analysis*. Oxford University Press, 1997.
- [31] M. Schulz. Der Zyklenraum nicht lokal-endlicher Graphen (in german). Master’s thesis, Universität Hamburg, 2005.
- [32] H. Short (editor). Notes on Hyperbolic Groups. <http://www.cmi.univ-mrs.fr/~hamish/>.
- [33] P. M. Soardi and W. Woess. Uniqueness of currents in infinite resistive networks. *Discrete Appl. Math.*, 31(1):37–49, 1991.
- [34] M. Stein. Forcing highly connected subgraphs. *J. Graph Theory*, 54:331–349, 2007.
- [35] C. Thomassen. Resistances and currents in infinite electrical networks. *J. Combin. Theory (Series B)*, pages 87–102, 1990.